

FINANCIAL REPORT OF OPERATION
For the Quarter Ending March, FY 2009

Department: State Universities and Colleges
Agency/OU: Iloilo State College of Fisheries
Fund: General Fund 101


Allotment/Object/Class of Expenditure (1)	Account Code (2)	Available Allotment			Obligations Incurred This Quarter (6)	Unobligated Balance of Allotment (7)
		Balance Previous Quarter (3)	This Report Quarter This Report (4)	Total This Report (5)		
Personal Services						
S & W-Regular	701		18,511,894.00	18,511,894.00	16,602,708.41	1,909,185.59
S & W-Part time	703		561,000.00	561,000.00	558,272.04	2,727.96
S & W-Substitute	704		-	-	-	-
S & W-Casual	705		185,000.00	185,000.00	183,540.30	1,459.70
S & W-Contractual	706		-	-	-	-
S & W-Emergency	707		23,000.00	23,000.00	22,467.00	533.00
PERA	711		554,000.00	554,000.00	550,679.78	3,320.22
Additional Compensation	712		1,746,000.00	1,746,000.00	1,662,668.41	83,331.59
Representation	713		28,500.00	28,500.00	28,500.00	-
Transportation	714		10,500.00	10,500.00	10,500.00	-
Clothing	715		1,468,000.00	1,468,000.00	1,468,000.00	-
Subsistence, Laundry & Quarter	716		12,000.00	12,000.00	11,158.34	841.66
Productivity Incentive	717		720,000.00	720,000.00	720,000.00	-
Other Bonuses & Allowances	719		-	-	-	-
Honoraria	720		-	-	-	-
Hazard Pay	721		-	-	-	-
Longevity Pay	722		514,000.00	514,000.00	513,188.49	811.51
Overtime & Night Pay	723		-	-	92,571.81	(92,571.81)
Cash Gift	724		-	-	2,898.00	(2,898.00)
Year-end Bonus	725		-	-	50,837.00	(50,837.00)
PAGIBIG Contributions	732		106,300.00	106,300.00	102,500.00	3,800.00
PhilHealth Contributions	733		158,300.00	158,300.00	154,900.00	3,400.00
ECC Contributions	734		108,300.00	108,300.00	104,726.92	3,573.08
Retirement Benefits	740		-	-	-	-
Terminal Leave Benefits	742		-	-	189,431.34	(189,431.34)
Health Workers Benefits	743		-	-	-	-
Other Personnel Benefits	749		-	-	-	-
Loyalty Award	749A		-	-	20,000.00	(20,000.00)
Monetization	749B		-	-	1,562,013.77	(1,562,013.77)
Subtotal		-	24,706,794.00	24,706,794.00	24,611,561.61	95,232.39
Life & Retirement Ins Contributions	731		1,938,858.00	1,938,858.00	1,938,854.03	3.97
Total PS		-	26,645,652.00	26,645,652.00	26,550,415.64	95,236.36
MOOE						
Travel-Local	751		143,000.00	143,000.00	103,386.50	39,613.50
Training	753		122,000.00	122,000.00	102,076.01	19,923.99
Scholarship	754		-	-	-	-
Office Supplies	755		328,000.00	328,000.00	129,443.40	198,556.60
Accountable Forms	756		-	-	-	-
Animal/Zoological Supplies Exp	757		-	-	-	-
Drugs and Medicines Expenses	759		-	-	-	-
Med, Den & Lab Supplies	760		-	-	-	-
Gasoline, Oil & Lubrics	761		86,000.00	86,000.00	13,609.85	72,390.15
Agricultural Supplies	762		22,000.00	22,000.00	21,972.90	27.10
Textbooks & Instructional Materials	763		-	-	-	-
Other Supplies	765		172,000.00	172,000.00	235,217.78	(63,217.78)
Water	766		69,000.00	69,000.00	43,536.71	25,463.29
Electricity	767		224,000.00	224,000.00	167,238.20	56,761.80
Cooking Gas	768		-	-	-	-
Postage & Deliveries	771		-	-	-	-
Telephone-Landline	772		60,000.00	60,000.00	40,161.93	19,838.07
Telephone-Mobile	773		-	-	2,900.00	(2,900.00)
Internet Expenses	774		-	-	2,997.00	(2,997.00)
Membership Dues and Contributions	778		-	-	500.00	(500.00)
Advertising	780		-	-	-	-
Printing & Binding	781		-	-	-	-
Rent	782		-	-	-	-
Representation	783		15,000.00	15,000.00	14,400.00	600.00
Transportation and Delivery Expenses	784		-	-	-	-
Subscriptions	786		8,000.00	8,000.00	3,632.00	4,368.00

Allotment/Object/Class of Expenditure	Account Code	Available Allotment			Obligations Incurred This Quarter	Unobligated Balance of Allotment
		Balance Previous Quarter	This Report Quarter This Report	Total This Report		
Legal Services	791		-	-	-	-
Auditing Services	792		-	-	-	-
General Services	795		326,000.00	326,000.00	248,435.00	77,565.00
Janitorial Services	796		-	-	-	-
Security Services	797		-	-	-	-
Other Professional Services	799		-	-	-	-
R & M-Office Buildings	811		-	-	1,375.00	(1,375.00)
R & M-School Buildings	812		83,000.00	83,000.00	87,938.00	(4,938.00)
R & M-Other Structures	815		23,000.00	23,000.00	71,943.00	(48,943.00)
R & M-Office Equipment	821		-	-	-	-
R & M-Furniture & Fixtures	822		-	-	-	-
R & M-IT Equipment & Software	823		12,000.00	12,000.00	11,763.00	237.00
R & M-Agricultural, etc. Equipment	827		-	-	-	-
R & M-Communication Equipment	829		-	-	-	-
R & M-Tech & Sci Equipment	836		-	-	-	-
R & M-Other Mach & Equipment	840		-	-	7,895.00	(7,895.00)
R & M-Motor Vehicles	841		4,000.00	4,000.00	3,800.00	200.00
R & M-Watercraft	844		-	-	-	-
R & M-Other Property & Equipment	850		-	-	-	-
R & M-Artesian Wells, etc.	854		-	-	-	-
Extraordinary Expenses	883		8,000.00	8,000.00	-	8,000.00
Miscellaneous Expenses	884		95,000.00	95,000.00	80,258.03	14,741.97
Taxes, Duties & Licenses	891		6,000.00	6,000.00	2,669.06	3,330.94
Fidelity Bond Premiums	892		48,000.00	48,000.00	12,592.14	35,407.86
Insurance	893		12,000.00	12,000.00	11,755.61	244.39
Other Maintenance & Operating Exp	969		428,000.00	428,000.00	147,832.00	280,168.00
Bank Charges	971		-	-	-	-
Subtotal MOOE			-	2,294,000.00	1,569,328.12	724,671.88
Capital Outlays						
Investment Outlay			-	-	-	-
Land and Land Improvement			-	-	-	-
Office Buildings	211		-	-	-	-
School Buildings	212		-	-	-	-
Other Structures	215		-	-	-	-
Office Equipment	221		-	-	-	-
Furniture & Fixtures	222		-	-	-	-
IT Equipment	223		-	-	-	-
Library Books	224		-	-	-	-
Machineries	226		-	-	-	-
Communication Equipment	229		-	-	-	-
Firefighting Equipment	231		-	-	-	-
Med, Den & Lab Equipment	233		-	-	-	-
Sports Equipment	235		-	-	-	-
Technical and Scientific Equipment	236		-	-	-	-
Other Machineries Equipment	240		-	-	-	-
Motor Vehicles	241		-	-	-	-
Subtotal CO			-	-	-	-
Total Current Year Budget			-	28,939,652.00	28,119,743.76	819,908.24
SPECIAL PURPOSE FUNDS						
Personal Services						
S & W-Regular	701		-	-	-	-
Year End Bonus	725		-	-	-	-
PhilHealth Contributions	733		-	-	-	-
ECC Contributions	734		-	-	-	-
Other Bonuses & Allowances	719		-	-	-	-
Subtotal PS			-	-	-	-
Contingent Fund						
MOOE						
			-	-	-	-
			-	-	-	-
Subtotal MOOE			-	-	-	-
Capital Outlay						
			-	-	-	-
			-	-	-	-
Subtotal CO			-	-	-	-
Total Special Purpose Funds			-	-	-	-

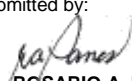
Allotment/Object/Class of Expenditure	Account Code	Available Allotment			Obligations Incurred This Quarter	Unobligated Balance of Allotment
		Balance Previous Quarter	This Report Quarter This Report	Total This Report		
PRIOR YEAR'S BUDGET (CONTINUING APPRO.)						
Personal Services						
			-	-	-	-
			-	-	-	-
Subtotal PS		-	-	-	-	-
MOOE			4,359,417.76	4,359,417.76	-	4,359,417.76
Travel-Local	751			-	43,272.75	(43,272.75)
Training	753			-	18,981.00	(18,981.00)
Scholarship	754			-	-	-
Office Supplies	755			-	157,692.85	(157,692.85)
Accountable Forms	756			-	8,035.02	(8,035.02)
Animal/Zoological Supplies Exp	757			-	-	-
Drugs and Medicines Expenses	759			-	-	-
Med, Den & Lab Supplies	760			-	-	-
Gasoline, Oil & Lubrics	761			-	71,366.23	(71,366.23)
Agricultural Supplies	762			-	-	-
Textbooks & Instructional Materials	763			-	-	-
Other Supplies	765			-	34,966.40	(34,966.40)
Water	766			-	24,629.26	(24,629.26)
Electricity	767			-	55,222.02	(55,222.02)
Cooking Gas	768			-	-	-
Postage & Deliveries	771			-	-	-
Telephone-Landline	772			-	18,924.50	(18,924.50)
Telephone-Mobile	773			-	7,870.00	(7,870.00)
Internet Expenses	774			-	-	-
Membership Dues and Contributions	778			-	-	-
Advertising	780			-	900.00	(900.00)
Printing & Binding	781			-	6,620.00	(6,620.00)
Rent	782			-	-	-
Representation	783			-	66,836.00	(66,836.00)
Transportation and Delivery Expenses	784			-	80.00	(80.00)
Subscriptions	786			-	3,870.00	(3,870.00)
Legal Services	791			-	-	-
Auditing Services	792			-	-	-
General Services	795			-	194,475.00	(194,475.00)
Janitorial Services	796			-	-	-
Security Services	797			-	-	-
Other Professional Services	799			-	-	-
R & M-Office Buildings	811			-	-	-
R & M-School Buildings	812			-	-	-
R & M-Other Structures	815			-	49,943.00	(49,943.00)
R & M-Office Equipment	821			-	-	-
R & M-Furniture & Fixtures	822			-	-	-
R & M-IT Equipment & Software	823			-	-	-
R & M-Agricultural, etc. Equipment	827			-	-	-
R & M-Communication Equipment	829			-	-	-
R & M-Tech & Sci Equipment	836			-	-	-
R & M-Other Mach & Equipment	840			-	-	-
R & M-Motor Vehicles	841			-	7,545.00	(7,545.00)
R & M-Watercraft	844			-	-	-
R & M-Other Property & Equipment	850			-	-	-
R & M-Artesian Wells, etc.	854			-	-	-
Extraordinary Expenses	883			-	8,068.66	(8,068.66)
Miscellaneous Expenses	884			-	12,742.00	(12,742.00)
Taxes, Duties & Licenses	891			-	2,687.61	(2,687.61)
Fidelity Bond Premiums	892			-	34,875.00	(34,875.00)
Insurance	893			-	-	-
Other Maintenance & Operating Exp	969			-	-	-
Bank Charges	971			-	-	-
Subtotal MOOE		-	4,359,417.76	4,359,417.76	829,602.30	3,529,815.46
Capital Outlay			-	-	-	-
Investment Outlay			2,612,000.00	2,612,000.00	-	2,612,000.00
Land and Land Improvement					-	-
Office Buildings	211			-	-	-
School Buildings	212			-	-	-
Other Structures	215			-	-	-
Office Equipment	221			-	-	-

Allotment/Object/Class of Expenditure	Account Code	Available Allotment			Obligations Incurred This Quarter	Unobligated Balance of Allotment
		Balance Previous Quarter	This Report Quarter This Report	Total This Report		
Furniture & Fixtures	222			-	-	-
IT Equipment	223			-	-	-
Library Books	224			-	-	-
Machineries	226			-	-	-
Communication Equipment	229			-	-	-
Firefighting Equipment	231			-	-	-
Med, Den & Lab Equipment	233			-	-	-
Sports Equipment	235			-	-	-
Technical and Scientific Equipment	236			-	-	-
Other Machineries Equipment	240			-	-	-
Motor Vehicles	241			-	-	-
Subtotal CO		-	2,612,000.00	2,612,000.00	-	2,612,000.00
Total Prior Year's Budget (Continuing Appro.)		-	6,971,417.76	6,971,417.76	829,602.30	6,141,815.46
GRAND TOTAL		-	35,911,069.76	35,911,069.76	28,949,346.06	6,961,723.70

Certified Correct:


ALFREDO T. MATANGGA
 Budget Officer III

Submitted by:


MA. ROSARIO A. PANES, Ed.D.
 SUC President I

Republic of the Philippines
STATE UNIVERSITIES AND COLLEGES
ILOILO STATE COLLEGE OF FISHERIES
Barotac Nuevo, Iloilo

STATEMENT OF OBLIGATIONS by PPA
Fund 101 (Regular Appropriations)
January to March 2009

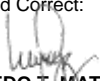
Remarks (8)	Allotment/Object/Class of Expenditure	Account Code	Main Campus		Campuses		
			Gass	Higher Ed	Barotac Nuevo	Dingle	Dumangas
	CURRENT YEAR BUDGET						
	Personal Services						
	S & W-Regular	701	1,787,244.76	4,779,554.32	1,611,520.62	2,505,360.00	3,139,515.09
	S & W-Part time	703	-	366,029.96	76,281.16	19,572.00	-
	S & W-Substitute	704	-	-	-	-	-
	S & W-Casual	705	87,684.00	-	-	55,788.62	-
	S & W-Contractual	706	-	-	-	-	-
	S & W-Emergency	707	-	-	-	-	22,467.00
	PERA	711	78,258.06	114,838.20	61,403.23	87,500.00	111,096.77
	Additional Compensation	712	234,774.19	344,514.61	183,338.71	269,500.00	337,790.32
	Representation	713	28,500.00	-	-	-	-
	Transportation	714	10,500.00	-	-	-	-
	Clothing	715	208,000.00	292,000.00	164,000.00	244,000.00	300,000.00
	Subsistence, Laundry & Quarter	716	-	-	-	-	6,208.34
	Productivity Incentive	717	96,000.00	150,000.00	80,000.00	120,000.00	150,000.00
	Other Bonuses & Allowances	719	-	-	-	-	-
	Honoraria	720	-	-	-	-	-
	Hazard Pay	721	-	-	-	-	-
	Longevity Pay	722	4,753.35	408,435.14	-	-	100,000.00
	Overtime & Night Pay	723	38,876.68	-	12,664.79	29,302.12	-
	Cash Gift	724	398.00	2,500.00	-	-	-
	Year-end Bonus	725	-	43,337.00	-	-	7,500.00
	PAGIBIG Contributions	732	15,200.00	22,900.00	12,300.00	17,500.00	15,100.00
	PhilHealth Contributions	733	14,362.50	20,906.25	32,325.00	30,887.50	38,400.00
	ECC Contributions	734	13,717.37	22,300.00	11,538.84	17,018.78	21,483.62
	Retirement Benefits	740	-	-	-	-	-
	Terminal Leave Benefits	742	-	116,925.14	-	72,506.20	-
	Health Workers Benefits	743	-	-	-	-	-
	Other Personnel Benefits	749	-	-	-	-	-
	Loyalty Award	749A	5,000.00	-	-	-	-
	Monetization	749B	407,948.65	428,728.73	130,547.59	438,512.42	-
-	Subtotal		3,031,217.56	7,112,969.35	2,375,919.94	3,907,447.64	4,249,561.14
	Life & Retirement Ins Contributions	731	224,138.04	562,853.52	126,948.24	305,103.84	382,769.15
-	Total PS		3,255,355.60	7,675,822.87	2,502,868.18	4,212,551.48	4,632,330.29
	MOOE						
	Travel-Local	751	-	39,741.50	10,511.00	-	-
	Training	753	-	71,497.00	-	30,579.01	-
	Scholarship	754	-	-	-	-	-
	Office Supplies	755	-	4,060.00	10,800.00	35,274.95	57,122.00
	Accountable Forms	756	-	-	-	-	-
	Animal/Zoological Supplies Exp	757	-	-	-	-	-
	Drugs and Medicines Expenses	759	-	-	-	-	-
	Med, Den & Lab Supplies	760	-	-	-	-	-
	Gasoline, Oil & Lubrics	761	-	-	-	4,739.03	-
	Agricultural Supplies	762	-	-	-	-	-
	Textbooks & Instructional Materials	763	-	-	-	-	-
	Other Supplies	765	-	49,998.00	-	127,364.00	-
	Water	766	-	-	17,355.81	21,295.90	-
	Electricity	767	-	43,000.52	30,360.43	29,278.89	29,623.65
	Cooking Gas	768	-	-	-	-	-
	Postage & Deliveries	771	-	-	-	-	-
	Telephone-Landline	772	-	-	9,962.35	9,497.46	9,123.61
	Telephone-Mobile	773	-	-	-	-	-
	Internet Expenses	774	-	-	-	-	2,997.00
	Membership Dues and Contributions	778	-	500.00	-	-	-
	Advertising	780	-	-	-	-	-
	Printing & Binding	781	-	-	-	-	-
	Rent	782	-	-	-	-	-
	Representation	783	-	14,400.00	-	-	-
	Transportation and Delivery Expenses	784	-	-	-	-	-
	Subscriptions	786	-	3,150.00	-	-	-

Remarks	Allotment/Object/Class of Expenditure	Account Code	Main Campus		Campuses		
			Gass	Higher Ed	Barotac Nuevo	Dingle	Dumangas
	Legal Services	791	-	-	-	-	-
	Auditing Services	792	-	-	-	-	-
	General Services	795	-	136,425.00	29,330.00	3,800.00	38,280.00
	Janitorial Services	796	-	-	-	-	-
	Security Services	797	-	-	-	-	-
	Other Professional Services	799	-	-	-	-	-
	R & M-Office Buildings	811	-	1,375.00	-	-	-
	R & M-School Buildings	812	-	6,963.00	58,235.00	-	22,740.00
	R & M-Other Structures	815	-	49,345.00	-	-	-
	R & M-Office Equipment	821	-	-	-	-	-
	R & M-Furniture & Fixtures	822	-	-	-	-	-
	R & M-IT Equipment & Software	823	-	-	-	-	-
	R & M-Agricultural, etc. Equipment	827	-	-	-	-	-
	R & M-Communication Equipment	829	-	-	-	-	-
	R & M-Tech & Sci Equipment	836	-	-	-	-	-
	R & M-Other Mach & Equipment	840	-	-	-	-	-
	R & M-Motor Vehicles	841	-	-	-	-	-
	R & M-Watercraft	844	-	-	-	-	-
	R & M-Other Property & Equipment	850	-	-	-	-	-
	R & M-Artesian Wells, etc.	854	-	-	-	-	-
	Extraordinary Expenses	883	-	-	-	-	-
	Miscellaneous Expenses	884	-	-	28,349.05	18,058.23	17,166.00
	Taxes, Duties & Licenses	891	-	-	-	-	-
	Fidelity Bond Premiums	892	-	-	12,592.14	-	-
	Insurance	893	-	-	7,500.00	4,255.61	-
	Other Maintenance & Operating Exp	969	-	-	-	-	110,232.00
	Bank Charges	971	-	-	-	-	-
-	Subtotal MOOE		-	420,455.02	214,995.78	284,143.08	287,284.26
	Capital Outlays						
	Investment Outlay						
	Land and Land Improvement		-	-	-	-	-
	Office Buildings	211	-	-	-	-	-
	School Buildings	212	-	-	-	-	-
	Other Structures	215	-	-	-	-	-
	Office Equipment	221	-	-	-	-	-
	Furniture & Fixtures	222	-	-	-	-	-
	IT Equipment	223	-	-	-	-	-
	Library Books	224	-	-	-	-	-
	Machineries	226	-	-	-	-	-
	Communication Equipment	229	-	-	-	-	-
	Firefighting Equipment	231	-	-	-	-	-
	Med, Den & Lab Equipment	233	-	-	-	-	-
	Sports Equipment	235	-	-	-	-	-
	Technical and Scientific Equipment	236	-	-	-	-	-
	Other Machineries Equipment	240	-	-	-	-	-
	Motor Vehicles	241	-	-	-	-	-
-	Subtotal CO		-	-	-	-	-
-	Total Current Year Budget		3,255,355.60	8,096,277.89	2,717,863.96	4,496,694.56	4,919,614.55
	SPECIAL PURPOSE FUNDS						
	Personal Services						
	S & W-Regular	701	-	-	-	-	-
	Year End Bonus	725	-	-	-	-	-
	PhilHealth Contributions	733	-	-	-	-	-
	ECC Contributions	734	-	-	-	-	-
	Other Bonuses & Allowances	719	-	-	-	-	-
			-	-	-	-	-
-	Subtotal		-	-	-	-	-
	Contingent Fund						
	MOOE						
			-	-	-	-	-
			-	-	-	-	-
-	Subtotal MOOE		-	-	-	-	-
	Capital Outlay						
			-	-	-	-	-
			-	-	-	-	-
-	Subtotal CO		-	-	-	-	-
-	Total Special Purpose Funds		-	-	-	-	-

Remarks	Allotment/Object/Class of Expenditure	Account Code	Main Campus		Campuses		
			Gass	Higher Ed	Barotac Nuevo	Dingle	Dumangas
	PRIOR YEAR'S BUDGET (CONTINUING APPRO.)						
	Personal Services						
			-	-	-	-	-
			-	-	-	-	-
-	Subtotal		-	-	-	-	-
	MOOE						
	Travel-Local	751	43,272.75	-	-	-	-
	Training	753	18,981.00	-	-	-	-
	Scholarship	754	-	-	-	-	-
	Office Supplies	755	157,692.85	-	-	-	-
	Accountable Forms	756	8,035.02	-	-	-	-
	Animal/Zoological Supplies Exp	757	-	-	-	-	-
	Drugs and Medicines Expenses	759	-	-	-	-	-
	Med, Den & Lab Supplies	760	-	-	-	-	-
	Gasoline, Oil & Lubrics	761	71,366.23	-	-	-	-
	Agricultural Supplies	762	-	-	-	-	-
	Textbooks & Instructional Materials	763	-	-	-	-	-
	Other Supplies	765	34,966.40	-	-	-	-
	Water	766	24,629.26	-	-	-	-
	Electricity	767	55,222.02	-	-	-	-
	Cooking Gas	768	-	-	-	-	-
	Postage & Deliveries	771	-	-	-	-	-
	Telephone-Landline	772	18,924.50	-	-	-	-
	Telephone-Mobile	773	7,870.00	-	-	-	-
	Internet Expenses	774	-	-	-	-	-
	Membership Dues and Contributions	778	-	-	-	-	-
	Advertising	780	900.00	-	-	-	-
	Printing & Binding	781	6,620.00	-	-	-	-
	Rent	782	-	-	-	-	-
	Representation	783	66,836.00	-	-	-	-
	Transportation and Delivery Expenses	784	80.00	-	-	-	-
	Subscriptions	786	3,870.00	-	-	-	-
	Legal Services	791	-	-	-	-	-
	Auditing Services	792	-	-	-	-	-
	General Services	795	194,475.00	-	-	-	-
	Janitorial Services	796	-	-	-	-	-
	Security Services	797	-	-	-	-	-
	Other Professional Services	799	-	-	-	-	-
	R & M-Office Buildings	811	-	-	-	-	-
	R & M-School Buildings	812	-	-	-	-	-
	R & M-Other Structures	815	49,943.00	-	-	-	-
	R & M-Office Equipment	821	-	-	-	-	-
	R & M-Furniture & Fixtures	822	-	-	-	-	-
	R & M-IT Equipment & Software	823	-	-	-	-	-
	R & M-Agricultural, etc. Equipment	827	-	-	-	-	-
	R & M-Communication Equipment	829	-	-	-	-	-
	R & M-Tech & Sci Equipment	836	-	-	-	-	-
	R & M-Other Mach & Equipment	840	-	-	-	-	-
	R & M-Motor Vehicles	841	7,545.00	-	-	-	-
	R & M-Watercraft	844	-	-	-	-	-
	R & M-Other Property & Equipment	850	-	-	-	-	-
	R & M-Artesian Wells, etc.	854	-	-	-	-	-
	Extraordinary Expenses	883	8,068.66	-	-	-	-
	Miscellaneous Expenses	884	12,742.00	-	-	-	-
	Taxes, Duties & Licenses	891	2,687.61	-	-	-	-
	Fidelity Bond Premiums	892	34,875.00	-	-	-	-
	Insurance	893	-	-	-	-	-
	Other Maintenance & Operating Exp	969	-	-	-	-	-
	Bank Charges	971	-	-	-	-	-
-	Subtotal MOOE		829,602.30	-	-	-	-
	Capital Outlay						
	Investment Outlay		-	-	-	-	-
	Land and Land Improvement		-	-	-	-	-
	Office Buildings	211	-	-	-	-	-
	School Buildings	212	-	-	-	-	-
	Other Structures	215	-	-	-	-	-
	Office Equipment	221	-	-	-	-	-

Remarks	Allotment/Object/Class of Expenditure	Account Code	Main Campus		Campuses		
			Gass	Higher Ed	Barotac Nuevo	Dingle	Dumangas
	Furniture & Fixtures	222	-	-	-	-	-
	IT Equipment	223	-	-	-	-	-
	Library Books	224	-	-	-	-	-
	Machineries	226	-	-	-	-	-
	Communication Equipment	229	-	-	-	-	-
	Firefighting Equipment	231	-	-	-	-	-
	Med, Den & Lab Equipment	233	-	-	-	-	-
	Sports Equipment	235	-	-	-	-	-
	Technical and Scientific Equipment	236	-	-	-	-	-
	Other Machineries Equipment	240	-	-	-	-	-
	Motor Vehicles	241	-	-	-	-	-
-	Subtotal CO		-	-	-	-	-
-	Total Prior Year's Budget (Continuing Appro.)		829,602.30	-	-	-	-
-	GRAND TOTAL		4,084,957.90	8,096,277.89	2,717,863.96	4,496,694.56	4,919,614.55

Certified Correct:


ALFREDO T. MATANGGA
 Budget Officer III

San Enrique	Research	Extension	Total
2,619,634.62	111,600.00	48,279.00	P 16,602,708.41
96,388.92	-	-	558,272.04
-	-	-	-
40,067.68	-	-	183,540.30
-	-	-	-
-	-	-	22,467.00
93,083.52	3,000.00	1,500.00	550,679.78
279,250.58	9,000.00	4,500.00	1,662,668.41
-	-	-	28,500.00
-	-	-	10,500.00
248,000.00	8,000.00	4,000.00	1,468,000.00
4,950.00	-	-	11,158.34
118,000.00	4,000.00	2,000.00	720,000.00
-	-	-	-
-	-	-	-
-	-	-	-
-	-	-	513,188.49
11,728.22	-	-	92,571.81
-	-	-	2,898.00
-	-	-	50,837.00
18,600.00	600.00	300.00	102,500.00
17,175.00	562.50	281.25	154,900.00
17,768.31	600.00	300.00	104,726.92
-	-	-	-
-	-	-	189,431.34
-	-	-	-
-	-	-	-
15,000.00	-	-	20,000.00
114,211.40	26,677.27	15,387.71	1,562,013.77
3,693,858.25	164,039.77	76,547.96	24,611,561.61
317,855.76	13,392.00	5,793.48	1,938,854.03
4,011,714.01	177,431.77	82,341.44	26,550,415.64
43,405.00	5,730.00	3,999.00	103,386.50
-	-	-	102,076.01
-	-	-	-
17,976.45	-	4,210.00	129,443.40
-	-	-	-
-	-	-	-
-	-	-	-
-	-	-	-
8,870.82	-	-	13,609.85
-	21,013.60	959.30	21,972.90
-	-	-	-
-	39,391.28	18,464.50	235,217.78
4,885.00	-	-	43,536.71
34,179.47	795.24	-	167,238.20
-	-	-	-
-	-	-	-
11,578.51	-	-	40,161.93
2,900.00	-	-	2,900.00
-	-	-	2,997.00
-	-	-	500.00
-	-	-	-
-	-	-	-
-	-	-	-
-	-	-	14,400.00
-	-	-	-
482.00	-	-	3,632.00

San Enrique	Research	Extension	Total
-	-	-	-
-	-	-	-
-	-	-	-
-	-	-	-
-	-	-	-
-	-	-	-
-	-	-	-
-	-	-	-
-	-	-	-
-	-	-	-
-	-	-	-
-	-	-	-
-	-	-	-
-	-	-	829,602.30
4,248,701.07	274,361.89	110,874.24	28,949,346.06

Submitted by:

MA. ROSARIO A. PANES, Ed.D.
SUC President I

FINANCIAL REPORT OF OPERATION
For the Quarter Ending June, FY 2009

Department: State Universities and Colleges
Agency/OU: Iloilo State College of Fisheries
Fund: General Fund 101


Allotment/Object/Class of Expenditure (1)	Account Code (2)	Available Allotment			Obligations Incurred This Quarter (6)	Unobligated Balance of Allotment (7)
		Balance Previous Quarter (3)	This Report Quarter This Report (4)	Total This Report (5)		
Personal Services						
S & W-Regular	701	1,909,185.59	56,521,000.00	58,430,185.59	16,571,613.86	41,858,571.73
S & W-Part time	703	2,727.96	507,000.00	509,727.96	74,015.92	435,712.04
S & W-Substitute	704	-	-	-	-	-
S & W-Casual	705	1,459.70	1,306,000.00	1,307,459.70	226,301.79	1,081,157.91
S & W-Contractual	706	-	-	-	-	-
S & W-Emergency	707	533.00	-	533.00	22,467.00	(21,934.00)
PERA	711	3,320.22	1,863,000.00	1,866,320.22	550,598.72	1,315,721.50
Additional Compensation	712	83,331.59	5,589,000.00	5,672,331.59	1,662,296.14	4,010,035.45
Representation	713	-	85,000.00	85,000.00	33,000.00	52,000.00
Transportation	714	-	86,000.00	86,000.00	12,000.00	74,000.00
Clothing	715	-	-	-	-	-
Subsistence, Laundry & Quarter	716	841.66	50,000.00	50,841.66	13,970.96	36,870.70
Productivity Incentive	717	-	-	-	2,000.00	(2,000.00)
Other Bonuses & Allowances	719	-	-	-	-	-
Honoraria	720	-	338,000.00	338,000.00	64,500.00	273,500.00
Hazard Pay	721	-	-	-	-	-
Longevity Pay	722	811.51	143,000.00	143,811.51	14,962.88	128,848.63
Overtime & Night Pay	723	(92,571.81)	-	(92,571.81)	155,780.60	(248,352.41)
Cash Gift	724	(2,898.00)	2,070,000.00	2,067,102.00	920,114.00	1,146,988.00
Year-end Bonus	725	(50,837.00)	6,278,000.00	6,227,163.00	2,773,688.50	3,453,474.50
PAGIBIG Contributions	732	3,800.00	376,000.00	379,800.00	113,000.00	266,800.00
PhilHealth Contributions	733	3,400.00	354,000.00	357,400.00	144,924.50	212,475.50
ECC Contributions	734	3,573.08	358,000.00	361,573.08	106,407.39	255,165.69
Retirement Benefits	740	-	-	-	-	-
Terminal Leave Benefits	742	(189,431.34)	-	(189,431.34)	-	(189,431.34)
Health Workers Benefits	743	-	-	-	-	-
Other Personnel Benefits	749	-	-	-	-	-
Loyalty Award	749A	(20,000.00)	-	(20,000.00)	10,000.00	(30,000.00)
Monetization	749B	(1,562,013.77)	-	(1,562,013.77)	487,219.80	(2,049,233.57)
Subtotal		95,232.39	75,924,000.00	76,019,232.39	23,958,862.06	52,060,370.33
Life & Retirement Ins Contributions	731	3.97	6,785,000.00	6,785,003.97	2,102,914.81	4,682,089.16
Total PS		95,236.36	82,709,000.00	82,804,236.36	26,061,776.87	56,742,459.49
MOOE						
Travel-Local	751	39,613.50	437,000.00	476,613.50	85,463.00	391,150.50
Training	753	19,923.99	322,000.00	341,923.99	67,766.00	274,157.99
Scholarship	754	-	-	-	-	-
Office Supplies	755	198,556.60	1,419,000.00	1,617,556.60	221,231.30	1,396,325.30
Accountable Forms	756	-	-	-	-	-
Animal/Zoological Supplies Exp	757	-	-	-	-	-
Drugs and Medicines Expenses	759	-	-	-	-	-
Med, Den & Lab Supplies	760	-	-	-	-	-
Gasoline, Oil & Lubrics	761	72,390.15	-	72,390.15	32,796.03	39,594.12
Agricultural Supplies	762	27.10	-	27.10	-	27.10
Textbooks & Instructional Materials	763	-	-	-	14,150.00	(14,150.00)
Other Supplies	765	(63,217.78)	-	(63,217.78)	82,489.05	(145,706.83)
Water	766	25,463.29	231,000.00	256,463.29	27,953.10	228,510.19
Electricity	767	56,761.80	652,000.00	708,761.80	202,847.21	505,914.59
Cooking Gas	768	-	-	-	-	-
Postage & Deliveries	771	-	-	-	-	-
Telephone-Landline	772	19,838.07	172,000.00	191,838.07	24,945.33	166,892.74
Telephone-Mobile	773	(2,900.00)	-	(2,900.00)	-	(2,900.00)
Internet Expenses	774	(2,997.00)	-	(2,997.00)	-	(2,997.00)
Membership Dues and Contributions	778	(500.00)	53,000.00	52,500.00	-	52,500.00
Advertising	780	-	5,000.00	5,000.00	-	5,000.00
Printing & Binding	781	-	69,000.00	69,000.00	3,640.00	65,360.00
Rent	782	-	-	-	700.00	(700.00)
Representation	783	600.00	43,000.00	43,600.00	38,635.00	4,965.00
Transportation and Delivery Expenses	784	-	40,000.00	40,000.00	-	40,000.00
Subscriptions	786	4,368.00	106,000.00	110,368.00	627.00	109,741.00

Allotment/Object/Class of Expenditure	Account Code	Available Allotment			Obligations Incurred This Quarter	Unobligated Balance of Allotment
		Balance Previous Quarter	This Report Quarter This Report	Total This Report		
Legal Services	791	-	-	-	-	-
Auditing Services	792	-	-	-	-	-
General Services	795	77,565.00	-	77,565.00	243,708.00	(166,143.00)
Janitorial Services	796	-	-	-	-	-
Security Services	797	-	-	-	-	-
Other Professional Services	799	-	578,000.00	578,000.00	12,380.00	565,620.00
R & M-Office Buildings	811	(1,375.00)	-	(1,375.00)	-	(1,375.00)
R & M-School Buildings	812	(4,938.00)	755,000.00	750,062.00	349,761.00	400,301.00
R & M-Other Structures	815	(48,943.00)	-	(48,943.00)	69,214.00	(118,157.00)
R & M-Office Equipment	821	-	-	-	-	-
R & M-Furniture & Fixtures	822	-	-	-	-	-
R & M-IT Equipment & Software	823	237.00	-	237.00	-	237.00
R & M-Agricultural, etc. Equipment	827	-	-	-	-	-
R & M-Communication Equipment	829	-	-	-	-	-
R & M-Tech & Sci Equipment	836	-	-	-	-	-
R & M-Other Mach & Equipment	840	(7,895.00)	-	(7,895.00)	-	(7,895.00)
R & M-Motor Vehicles	841	200.00	-	200.00	17,406.36	(17,206.36)
R & M-Watercraft	844	-	-	-	-	-
R & M-Other Property & Equipment	850	-	-	-	-	-
R & M-Artesian Wells, etc.	854	-	-	-	-	-
Extraordinary Expenses	883	8,000.00	43,000.00	51,000.00	-	51,000.00
Miscellaneous Expenses	884	14,741.97	-	14,741.97	68,772.33	(54,030.36)
Taxes, Duties & Licenses	891	3,330.94	78,000.00	81,330.94	-	81,330.94
Fidelity Bond Premiums	892	35,407.86	4,000.00	39,407.86	7,500.00	31,907.86
Insurance	893	244.39	-	244.39	-	244.39
Other Maintenance & Operating Exp	969	280,168.00	-	280,168.00	154,408.35	125,759.65
Bank Charges	971	-	-	-	-	-
Subtotal MOOE		724,671.88	5,007,000.00	5,731,671.88	1,726,393.06	4,005,278.82
Capital Outlays						
Investment Outlay		-	-	-	-	-
Land and Land Improvement		-	-	-	-	-
Office Buildings	211	-	-	-	-	-
School Buildings	212	-	-	-	-	-
Other Structures	215	-	-	-	-	-
Office Equipment	221	-	-	-	-	-
Furniture & Fixtures	222	-	-	-	-	-
IT Equipment	223	-	-	-	-	-
Library Books	224	-	-	-	-	-
Machineries	226	-	-	-	-	-
Communication Equipment	229	-	-	-	-	-
Firefighting Equipment	231	-	-	-	-	-
Med, Den & Lab Equipment	233	-	-	-	-	-
Sports Equipment	235	-	-	-	-	-
Technical and Scientific Equipment	236	-	-	-	-	-
Other Machineries Equipment	240	-	-	-	-	-
Motor Vehicles	241	-	-	-	-	-
Subtotal CO		-	-	-	-	-
Total Current Year Budget		819,908.24	87,716,000.00	88,535,908.24	27,788,169.93	60,747,738.31
SPECIAL PURPOSE FUNDS						
Personal Services						
S & W-Regular	701	-	-	-	-	-
Year End Bonus	725	-	-	-	-	-
PhilHealth Contributions	733	-	-	-	-	-
ECC Contributions	734	-	-	-	-	-
Other Bonuses & Allowances	719	-	-	-	-	-
Subtotal PS		-	-	-	-	-
Contingent Fund						
MOOE						
Subtotal MOOE		-	-	-	-	-
Capital Outlay						
Subtotal CO		-	-	-	-	-
Total Special Purpose Funds		-	-	-	-	-

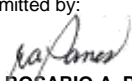
Allotment/Object/Class of Expenditure	Account Code	Available Allotment			Obligations Incurred This Quarter	Unobligated Balance of Allotment
		Balance Previous Quarter	This Report Quarter This Report	Total This Report		
PRIOR YEAR'S BUDGET (CONTINUING APPRO.)						
Personal Services						
		-	-	-	-	-
		-	-	-	-	-
Subtotal PS		-	-	-	-	-
MOOE		4,359,417.76	-	4,359,417.76	-	4,359,417.76
Travel-Local	751	(43,272.75)	-	(43,272.75)	44,851.40	(88,124.15)
Training	753	(18,981.00)	-	(18,981.00)	123,926.00	(142,907.00)
Scholarship	754	-	-	-	-	-
Office Supplies	755	(157,692.85)	-	(157,692.85)	205,083.85	(362,776.70)
Accountable Forms	756	(8,035.02)	-	(8,035.02)	4,864.00	(12,899.02)
Animal/Zoological Supplies Exp	757	-	-	-	-	-
Drugs and Medicines Expenses	759	-	-	-	-	-
Med, Den & Lab Supplies	760	-	-	-	-	-
Gasoline, Oil & Lubrics	761	(71,366.23)	-	(71,366.23)	73,592.00	(144,958.23)
Agricultural Supplies	762	-	-	-	-	-
Textbooks & Instructional Materials	763	-	-	-	-	-
Other Supplies	765	(34,966.40)	-	(34,966.40)	60,211.65	(95,178.05)
Water	766	(24,629.26)	-	(24,629.26)	48,107.69	(72,736.95)
Electricity	767	(55,222.02)	-	(55,222.02)	128,548.83	(183,770.85)
Cooking Gas	768	-	-	-	-	-
Postage & Deliveries	771	-	-	-	-	-
Telephone-Landline	772	(18,924.50)	-	(18,924.50)	21,245.56	(40,170.06)
Telephone-Mobile	773	(7,870.00)	-	(7,870.00)	7,990.00	(15,860.00)
Internet Expenses	774	-	-	-	2,000.00	(2,000.00)
Membership Dues and Contributions	778	-	-	-	-	-
Advertising	780	(900.00)	-	(900.00)	-	(900.00)
Printing & Binding	781	(6,620.00)	-	(6,620.00)	72,427.77	(79,047.77)
Rent	782	-	-	-	-	-
Representation	783	(66,836.00)	-	(66,836.00)	38,168.75	(105,004.75)
Transportation and Delivery Expenses	784	(80.00)	-	(80.00)	10,932.00	(11,012.00)
Subscriptions	786	(3,870.00)	-	(3,870.00)	11,130.00	(15,000.00)
Legal Services	791	-	-	-	-	-
Auditing Services	792	-	-	-	-	-
General Services	795	(194,475.00)	-	(194,475.00)	198,370.00	(392,845.00)
Janitorial Services	796	-	-	-	-	-
Security Services	797	-	-	-	-	-
Other Professional Services	799	-	-	-	-	-
R & M-Office Buildings	811	-	-	-	-	-
R & M-School Buildings	812	-	-	-	-	-
R & M-Other Structures	815	(49,943.00)	-	(49,943.00)	54,034.00	(103,977.00)
R & M-Office Equipment	821	-	-	-	-	-
R & M-Furniture & Fixtures	822	-	-	-	-	-
R & M-IT Equipment & Software	823	-	-	-	-	-
R & M-Agricultural, etc. Equipment	827	-	-	-	-	-
R & M-Communication Equipment	829	-	-	-	-	-
R & M-Tech & Sci Equipment	836	-	-	-	-	-
R & M-Other Mach & Equipment	840	-	-	-	-	-
R & M-Motor Vehicles	841	(7,545.00)	-	(7,545.00)	30,745.00	(38,290.00)
R & M-Watercraft	844	-	-	-	-	-
R & M-Other Property & Equipment	850	-	-	-	-	-
R & M-Artesian Wells, etc.	854	-	-	-	-	-
Extraordinary Expenses	883	(8,068.66)	-	(8,068.66)	9,498.00	(17,566.66)
Miscellaneous Expenses	884	(12,742.00)	-	(12,742.00)	18,000.00	(30,742.00)
Taxes, Duties & Licenses	891	(2,687.61)	-	(2,687.61)	5,298.12	(7,985.73)
Fidelity Bond Premiums	892	(34,875.00)	-	(34,875.00)	-	(34,875.00)
Insurance	893	-	-	-	19,528.62	(19,528.62)
Other Maintenance & Operating Exp	969	-	-	-	-	-
Bank Charges	971	-	-	-	-	-
Subtotal MOOE		3,529,815.46	-	3,529,815.46	1,188,553.24	2,341,262.22
Capital Outlay		-	-	-	-	-
Investment Outlay		2,612,000.00	-	2,612,000.00	-	2,612,000.00
Land and Land Improvement		-	-	-	-	-
Office Buildings	211	-	-	-	-	-
School Buildings	212	-	-	-	-	-
Other Structures	215	-	-	-	-	-
Office Equipment	221	-	-	-	-	-

Allotment/Object/Class of Expenditure	Account Code	Available Allotment			Obligations Incurred This Quarter	Unobligated Balance of Allotment
		Balance Previous Quarter	This Report Quarter This Report	Total This Report		
Furniture & Fixtures	222	-	-	-	-	-
IT Equipment	223	-	-	-	-	-
Library Books	224	-	-	-	-	-
Machineries	226	-	-	-	-	-
Communication Equipment	229	-	-	-	-	-
Firefighting Equipment	231	-	-	-	-	-
Med, Den & Lab Equipment	233	-	-	-	-	-
Sports Equipment	235	-	-	-	-	-
Technical and Scientific Equipment	236	-	-	-	-	-
Other Machineries Equipment	240	-	-	-	-	-
Motor Vehicles	241	-	-	-	-	-
Subtotal CO		2,612,000.00	-	2,612,000.00	-	2,612,000.00
Total Prior Year's Budget (Continuing Appro.)		6,141,815.46	-	6,141,815.46	1,188,553.24	4,953,262.22
GRAND TOTAL		6,961,723.70	87,716,000.00	94,677,723.70	28,976,723.17	65,701,000.53

Certified Correct:


ALFREDO T. MATANGGA
 Budget Officer III

Submitted by:


MA. ROSARIO A. PANES, Ed.D.
 SUC President I

Republic of the Philippines
STATE UNIVERSITIES AND COLLEGES
ILOILO STATE COLLEGE OF FISHERIES
Barotac Nuevo, Iloilo

STATEMENT OF OBLIGATIONS by PPA
Fund 101 (Regular Appropriations)
April to June 2009


Remarks (8)	Allotment/Object/Class of Expenditure	Account Code	Main Campus		Campuses		
			Gass	Higher Ed	Barotac Nuevo	Dingle	Dumangas
	CURRENT YEAR BUDGET						
	Personal Services						
	S & W-Regular	701	1,935,724.70	4,604,906.54	1,589,561.26	2,523,949.20	3,155,361.00
	S & W-Part time	703	-	74,015.92	-	-	-
	S & W-Substitute	704	-	-	-	-	-
	S & W-Casual	705	87,684.00	-	-	83,276.79	-
	S & W-Contractual	706	-	-	-	-	-
	S & W-Emergency	707	-	-	-	-	22,467.00
	PERA	711	81,241.94	111,590.65	59,500.00	87,000.00	113,000.00
	Additional Compensation	712	243,725.81	333,271.94	179,500.00	269,000.00	342,000.00
	Representation	713	33,000.00	-	-	-	-
	Transportation	714	12,000.00	-	-	-	-
	Clothing	715	-	-	-	-	-
	Subsistence, Laundry & Quarter	716	3,811.90	-	-	-	5,209.06
	Productivity Incentive	717	-	-	-	-	-
	Other Bonuses & Allowances	719	-	-	-	-	-
	Honoraria	720	-	60,000.00	-	-	-
	Hazard Pay	721	-	-	-	-	-
	Longevity Pay	722	4,616.26	5,346.62	-	-	5,000.00
	Overtime & Night Pay	723	92,500.37	-	10,115.37	16,146.33	-
	Cash Gift	724	139,614.00	182,500.00	97,500.00	150,000.00	188,000.00
	Year-end Bonus	725	330,795.50	767,446.50	257,768.50	422,308.00	526,604.00
	PAGIBIG Contributions	732	19,200.00	22,000.00	12,000.00	17,400.00	22,800.00
	PhilHealth Contributions	733	17,737.50	20,625.00	19,125.00	31,037.50	38,475.00
	ECC Contributions	734	15,615.33	22,000.00	11,409.64	17,118.79	21,527.62
	Retirement Benefits	740	-	-	-	-	-
	Terminal Leave Benefits	742	-	-	-	-	-
	Health Workers Benefits	743	-	-	-	-	-
	Other Personnel Benefits	749	-	-	-	-	-
	Loyalty Award	749A	-	5,000.00	-	-	-
	Monetization	749B	55,218.96	53,826.30	24,910.24	19,920.00	80,174.22
-	Subtotal		3,072,486.27	6,262,529.47	2,261,390.01	3,637,156.61	4,520,617.90
	Life & Retirement Ins Contributions	731	329,177.40	555,803.00	192,025.58	306,303.96	380,695.95
-	Total PS		3,401,663.67	6,818,332.47	2,453,415.59	3,943,460.57	4,901,313.85
	MOOE						
	Travel-Local	751	-	58,656.00	-	1,600.00	-
	Training	753	-	47,167.00	3,280.00	6,300.00	-
	Scholarship	754	-	-	-	-	-
	Office Supplies	755	-	6,260.00	8,520.00	137,833.80	57,384.50
	Accountable Forms	756	-	-	-	-	-
	Animal/Zoological Supplies Exp	757	-	-	-	-	-
	Drugs and Medicines Expenses	759	-	-	-	-	-
	Med, Den & Lab Supplies	760	-	-	-	-	-
	Gasoline, Oil & Lubrics	761	-	8,000.00	-	10,000.00	-
	Agricultural Supplies	762	-	-	-	-	-
	Textbooks & Instructional Materials	763	-	-	14,150.00	-	-
	Other Supplies	765	-	3,600.00	-	76,582.05	-
	Water	766	-	-	13,614.60	11,528.50	-
	Electricity	767	-	84,441.24	31,684.31	28,320.00	28,591.47
	Cooking Gas	768	-	-	-	-	-
	Postage & Deliveries	771	-	-	-	-	-
	Telephone-Landline	772	-	-	14,911.86	10,033.47	-
	Telephone-Mobile	773	-	-	-	-	-
	Internet Expenses	774	-	-	-	-	-
	Membership Dues and Contributions	778	-	-	-	-	-
	Advertising	780	-	-	-	-	-
	Printing & Binding	781	-	3,490.00	-	-	-
	Rent	782	-	700.00	-	-	-
	Representation	783	-	37,500.00	-	-	-
	Transportation and Delivery Expenses	784	-	-	-	-	-
	Subscriptions	786	-	-	-	-	-

Remarks	Allotment/Object/Class of Expenditure	Account Code	Main Campus		Campuses		
			Gass	Higher Ed	Barotac Nuevo	Dingle	Dumangas
	Legal Services	791	-	-	-	-	-
	Auditing Services	792	-	-	-	-	-
	General Services	795	-	162,300.00	37,700.00	-	4,958.00
	Janitorial Services	796	-	-	-	-	-
	Security Services	797	-	-	-	-	-
	Other Professional Services	799	-	-	11,880.00	-	-
	R & M-Office Buildings	811	-	-	-	-	-
	R & M-School Buildings	812	-	274,706.00	13,950.00	-	61,105.00
	R & M-Other Structures	815	-	18,668.00	-	-	-
	R & M-Office Equipment	821	-	-	-	-	-
	R & M-Furniture & Fixtures	822	-	-	-	-	-
	R & M-IT Equipment & Software	823	-	-	-	-	-
	R & M-Agricultural, etc. Equipment	827	-	-	-	-	-
	R & M-Communication Equipment	829	-	-	-	-	-
	R & M-Tech & Sci Equipment	836	-	-	-	-	-
	R & M-Other Mach & Equipment	840	-	-	-	-	-
	R & M-Motor Vehicles	841	-	-	2,450.00	-	10,107.00
	R & M-Watercraft	844	-	-	-	-	-
	R & M-Other Property & Equipment	850	-	-	-	-	-
	R & M-Artesian Wells, etc.	854	-	-	-	-	-
	Extraordinary Expenses	883	-	-	-	-	-
	Miscellaneous Expenses	884	-	-	42,907.18	2,138.75	7,551.00
	Taxes, Duties & Licenses	891	-	-	-	-	-
	Fidelity Bond Premiums	892	-	-	7,500.00	-	-
	Insurance	893	-	-	-	-	-
	Other Maintenance & Operating Exp	969	-	15,000.00	-	-	129,408.35
	Bank Charges	971	-	-	-	-	-
-	Subtotal MOOE		-	720,488.24	202,547.95	284,336.57	299,105.32
	Capital Outlays						
	Investment Outlay						
	Land and Land Improvement		-	-	-	-	-
	Office Buildings	211	-	-	-	-	-
	School Buildings	212	-	-	-	-	-
	Other Structures	215	-	-	-	-	-
	Office Equipment	221	-	-	-	-	-
	Furniture & Fixtures	222	-	-	-	-	-
	IT Equipment	223	-	-	-	-	-
	Library Books	224	-	-	-	-	-
	Machineries	226	-	-	-	-	-
	Communication Equipment	229	-	-	-	-	-
	Firefighting Equipment	231	-	-	-	-	-
	Med, Den & Lab Equipment	233	-	-	-	-	-
	Sports Equipment	235	-	-	-	-	-
	Technical and Scientific Equipment	236	-	-	-	-	-
	Other Machineries Equipment	240	-	-	-	-	-
	Motor Vehicles	241	-	-	-	-	-
-	Subtotal CO		-	-	-	-	-
-	Total Current Year Budget		3,401,663.67	7,538,820.71	2,655,963.54	4,227,797.14	5,200,419.17
	SPECIAL PURPOSE FUNDS						
	Personal Services						
	S & W-Regular	701	-	-	-	-	-
	Year End Bonus	725	-	-	-	-	-
	PhilHealth Contributions	733	-	-	-	-	-
	ECC Contributions	734	-	-	-	-	-
	Other Bonuses & Allowances	719	-	-	-	-	-
			-	-	-	-	-
-	Subtotal		-	-	-	-	-
	Contingent Fund						
	MOOE						
			-	-	-	-	-
			-	-	-	-	-
-	Subtotal MOOE		-	-	-	-	-
	Capital Outlay						
			-	-	-	-	-
			-	-	-	-	-
-	Subtotal CO		-	-	-	-	-
-	Total Special Purpose Funds		-	-	-	-	-

Remarks	Allotment/Object/Class of Expenditure	Account Code	Main Campus		Campuses		
			Gass	Higher Ed	Barotac Nuevo	Dingle	Dumangas
	PRIOR YEAR'S BUDGET (CONTINUING APPRO.)						
	Personal Services						
			-	-	-	-	-
			-	-	-	-	-
-	Subtotal		-	-	-	-	-
	MOOE						
	Travel-Local	751	44,851.40	-	-	-	-
	Training	753	123,926.00	-	-	-	-
	Scholarship	754	-	-	-	-	-
	Office Supplies	755	205,083.85	-	-	-	-
	Accountable Forms	756	4,864.00	-	-	-	-
	Animal/Zoological Supplies Exp	757	-	-	-	-	-
	Drugs and Medicines Expenses	759	-	-	-	-	-
	Med, Den & Lab Supplies	760	-	-	-	-	-
	Gasoline, Oil & Lubrics	761	73,592.00	-	-	-	-
	Agricultural Supplies	762	-	-	-	-	-
	Textbooks & Instructional Materials	763	-	-	-	-	-
	Other Supplies	765	60,211.65	-	-	-	-
	Water	766	48,107.69	-	-	-	-
	Electricity	767	128,548.83	-	-	-	-
	Cooking Gas	768	-	-	-	-	-
	Postage & Deliveries	771	-	-	-	-	-
	Telephone-Landline	772	21,245.56	-	-	-	-
	Telephone-Mobile	773	7,990.00	-	-	-	-
	Internet Expenses	774	2,000.00	-	-	-	-
	Membership Dues and Contributions	778	-	-	-	-	-
	Advertising	780	-	-	-	-	-
	Printing & Binding	781	72,427.77	-	-	-	-
	Rent	782	-	-	-	-	-
	Representation	783	38,168.75	-	-	-	-
	Transportation and Delivery Expenses	784	10,932.00	-	-	-	-
	Subscriptions	786	11,130.00	-	-	-	-
	Legal Services	791	-	-	-	-	-
	Auditing Services	792	-	-	-	-	-
	General Services	795	198,370.00	-	-	-	-
	Janitorial Services	796	-	-	-	-	-
	Security Services	797	-	-	-	-	-
	Other Professional Services	799	-	-	-	-	-
	R & M-Office Buildings	811	-	-	-	-	-
	R & M-School Buildings	812	-	-	-	-	-
	R & M-Other Structures	815	54,034.00	-	-	-	-
	R & M-Office Equipment	821	-	-	-	-	-
	R & M-Furniture & Fixtures	822	-	-	-	-	-
	R & M-IT Equipment & Software	823	-	-	-	-	-
	R & M-Agricultural, etc. Equipment	827	-	-	-	-	-
	R & M-Communication Equipment	829	-	-	-	-	-
	R & M-Tech & Sci Equipment	836	-	-	-	-	-
	R & M-Other Mach & Equipment	840	-	-	-	-	-
	R & M-Motor Vehicles	841	30,745.00	-	-	-	-
	R & M-Watercraft	844	-	-	-	-	-
	R & M-Other Property & Equipment	850	-	-	-	-	-
	R & M-Artesian Wells, etc.	854	-	-	-	-	-
	Extraordinary Expenses	883	9,498.00	-	-	-	-
	Miscellaneous Expenses	884	18,000.00	-	-	-	-
	Taxes, Duties & Licenses	891	5,298.12	-	-	-	-
	Fidelity Bond Premiums	892	-	-	-	-	-
	Insurance	893	19,528.62	-	-	-	-
	Other Maintenance & Operating Exp	969	-	-	-	-	-
	Bank Charges	971	-	-	-	-	-
-	Subtotal MOOE		1,188,553.24	-	-	-	-
	Capital Outlay						
	Investment Outlay		-	-	-	-	-
	Land and Land Improvement		-	-	-	-	-
	Office Buildings	211	-	-	-	-	-
	School Buildings	212	-	-	-	-	-
	Other Structures	215	-	-	-	-	-
	Office Equipment	221	-	-	-	-	-

Remarks	Allotment/Object/Class of Expenditure	Account Code	Main Campus		Campuses		
			Gass	Higher Ed	Barotac Nuevo	Dingle	Dumangas
	Furniture & Fixtures	222	-	-	-	-	-
	IT Equipment	223	-	-	-	-	-
	Library Books	224	-	-	-	-	-
	Machineries	226	-	-	-	-	-
	Communication Equipment	229	-	-	-	-	-
	Firefighting Equipment	231	-	-	-	-	-
	Med, Den & Lab Equipment	233	-	-	-	-	-
	Sports Equipment	235	-	-	-	-	-
	Technical and Scientific Equipment	236	-	-	-	-	-
	Other Machineries Equipment	240	-	-	-	-	-
	Motor Vehicles	241	-	-	-	-	-
-	Subtotal CO		-	-	-	-	-
-	Total Prior Year's Budget (Continuing Appro.)		1,188,553.24	-	-	-	-
-	GRAND TOTAL		4,590,216.91	7,538,820.71	2,655,963.54	4,227,797.14	5,200,419.17

Certified Correct:


ALFREDO T. MATANGGA
 Budget Officer III

San Enrique	Research	Extension	Total
2,602,230.92	111,600.24	48,280.00	P 16,571,613.86
-	-	-	74,015.92
-	-	-	-
55,341.00	-	-	226,301.79
-	-	-	-
-	-	-	22,467.00
93,766.13	3,000.00	1,500.00	550,598.72
281,298.39	9,000.00	4,500.00	1,662,296.14
-	-	-	33,000.00
-	-	-	12,000.00
-	-	-	-
4,950.00	-	-	13,970.96
2,000.00	-	-	2,000.00
-	-	-	-
4,500.00	-	-	64,500.00
-	-	-	-
-	-	-	14,962.88
37,018.53	-	-	155,780.60
155,000.00	5,000.00	2,500.00	920,114.00
443,516.00	18,600.00	6,650.00	2,773,688.50
18,700.00	600.00	300.00	113,000.00
17,080.75	562.50	281.25	144,924.50
17,836.01	600.00	300.00	106,407.39
-	-	-	-
-	-	-	-
-	-	-	-
-	-	-	-
5,000.00	-	-	10,000.00
249,323.15	-	3,846.93	487,219.80
3,987,560.88	148,962.74	68,158.18	23,958,862.06
319,723.44	13,392.00	5,793.48	2,102,914.81
4,307,284.32	162,354.74	73,951.66	26,061,776.87
25,207.00	-	-	85,463.00
10,269.00	-	750.00	67,766.00
-	-	-	-
11,233.00	-	-	221,231.30
-	-	-	-
-	-	-	-
-	-	-	-
-	-	-	-
14,796.03	-	-	32,796.03
-	-	-	-
-	-	-	14,150.00
-	-	2,307.00	82,489.05
2,810.00	-	-	27,953.10
27,441.13	2,369.06	-	202,847.21
-	-	-	-
-	-	-	-
-	-	-	24,945.33
-	-	-	-
-	-	-	-
-	-	-	-
-	-	-	-
150.00	-	-	3,640.00
-	-	-	700.00
-	-	1,135.00	38,635.00
-	-	-	-
627.00	-	-	627.00

FINANCIAL REPORT OF OPERATION
For the Quarter Ending December, FY 2009

Department: State Universities and Colleges
Agency/OU: Iloilo State College of Fisheries
Fund: General Fund 101

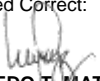
Allotment/Object/Class of Expenditure (1)	Account Code (2)	Available Allotment			Obligations Incurred This Quarter (6)	Unobligated Balance of Allotment (7)
		Balance Previous Quarter (3)	This Report Quarter This Report (4)	Total This Report (5)		
Personal Services						
S & W-Regular	701	#REF!		#REF!	16,634,265.24	#REF!
S & W-Part time	703	#REF!		#REF!	594,844.31	#REF!
S & W-Substitute	704	#REF!		#REF!	-	#REF!
S & W-Casual	705	#REF!		#REF!	305,328.12	#REF!
S & W-Contractual	706	#REF!		#REF!	-	#REF!
S & W-Emergency	707	#REF!		#REF!	24,729.00	#REF!
PERA	711	#REF!		#REF!	2,359,343.20	#REF!
Additional Compensation	712	#REF!		#REF!	(209,032.25)	#REF!
Representation	713	#REF!		#REF!	33,000.00	#REF!
Transportation	714	#REF!		#REF!	12,000.00	#REF!
Clothing	715	#REF!		#REF!	29,574.46	#REF!
Subsistence, Laundry & Quarter	716	#REF!		#REF!	42,068.74	#REF!
Productivity Incentive	717	#REF!		#REF!	-	#REF!
Other Bonuses & Allowances	719	#REF!		#REF!	1,059,000.00	#REF!
Honoraria	720	#REF!		#REF!	-	#REF!
Hazard Pay	721	#REF!		#REF!	-	#REF!
Longevity Pay	722	#REF!		#REF!	99,870.20	#REF!
Overtime & Night Pay	723	#REF!		#REF!	262,819.22	#REF!
Cash Gift	724	#REF!		#REF!	937,625.00	#REF!
Year-end Bonus	725	#REF!		#REF!	2,901,863.50	#REF!
PAGIBIG Contributions	732	#REF!		#REF!	109,337.50	#REF!
PhilHealth Contributions	733	#REF!		#REF!	142,707.10	#REF!
ECC Contributions	734	#REF!		#REF!	108,509.39	#REF!
Retirement Benefits	740	#REF!		#REF!	-	#REF!
Terminal Leave Benefits	742	#REF!		#REF!	102,374.90	#REF!
Health Workers Benefits	743	#REF!		#REF!	-	#REF!
Other Personnel Benefits	749	#REF!		#REF!	-	#REF!
Loyalty Award	749A	#REF!		#REF!	45,000.00	#REF!
Monetization	749B	#REF!		#REF!	-	#REF!
Subtotal		#REF!	-	#REF!	25,595,227.63	#REF!
Life & Retirement Ins Contributions	731	#REF!		#REF!	2,226,256.17	#REF!
Total PS		#REF!	-	#REF!	27,821,483.80	#REF!
MOOE					#REF!	
Travel-Local	751	#REF!	160,000.00	#REF!	67,794.00	#REF!
Training	753	#REF!	56,000.00	#REF!	95,218.10	#REF!
Scholarship	754	#REF!		#REF!	-	#REF!
Office Supplies	755	#REF!	335,000.00	#REF!	107,842.80	#REF!
Accountable Forms	756	#REF!		#REF!	-	#REF!
Animal/Zoological Supplies Exp	757	#REF!		#REF!	-	#REF!
Drugs and Medicines Expenses	759	#REF!		#REF!	-	#REF!
Med, Den & Lab Supplies	760	#REF!		#REF!	-	#REF!
Gasoline, Oil & Lubrics	761	#REF!	109,000.00	#REF!	24,662.25	#REF!
Agricultural Supplies	762	#REF!		#REF!	22,773.20	#REF!
Textbooks & Instructional Materials	763	#REF!		#REF!	-	#REF!
Other Supplies	765	#REF!	409,000.00	#REF!	278,751.25	#REF!
Water	766	#REF!	93,000.00	#REF!	42,051.14	#REF!
Electricity	767	#REF!	247,000.00	#REF!	132,961.86	#REF!
Cooking Gas	768	#REF!		#REF!	-	#REF!
Postage & Deliveries	771	#REF!		#REF!	-	#REF!
Telephone-Landline	772	#REF!	33,000.00	#REF!	32,107.40	#REF!
Telephone-Mobile	773	#REF!		#REF!	200.00	#REF!
Internet Expenses	774	#REF!		#REF!	-	#REF!
Membership Dues and Contributions	778	#REF!		#REF!	27,150.00	#REF!
Advertising	780	#REF!		#REF!	1,000.00	#REF!
Printing & Binding	781	#REF!		#REF!	10,820.00	#REF!
Rent	782	#REF!		#REF!	1,300.00	#REF!
Representation	783	#REF!		#REF!	74,595.00	#REF!
Transportation and Delivery Expenses	784	#REF!		#REF!	3,342.70	#REF!
Subscriptions	786	#REF!		#REF!	5,413.00	#REF!

Allotment/Object/Class of Expenditure	Account Code	Available Allotment			Obligations Incurred This Quarter	Unobligated Balance of Allotment
		Balance Previous Quarter	This Report Quarter This Report	Total This Report		
Legal Services	791	#REF!		#REF!	-	#REF!
Auditing Services	792	#REF!		#REF!	-	#REF!
General Services	795	#REF!	486,000.00	#REF!	468,200.00	#REF!
Janitorial Services	796	#REF!		#REF!	(500.00)	#REF!
Security Services	797	#REF!		#REF!	-	#REF!
Other Professional Services	799	#REF!		#REF!	500.00	#REF!
R & M-Office Buildings	811	#REF!	37,000.00	#REF!	-	#REF!
R & M-School Buildings	812	#REF!	95,000.00	#REF!	5,841.50	#REF!
R & M-Other Structures	815	#REF!	142,000.00	#REF!	11,763.00	#REF!
R & M-Office Equipment	821	#REF!		#REF!	-	#REF!
R & M-Furniture & Fixtures	822	#REF!		#REF!	-	#REF!
R & M-IT Equipment & Software	823	#REF!		#REF!	(8,173.00)	#REF!
R & M-Agricultural, etc. Equipment	827	#REF!		#REF!	-	#REF!
R & M-Communication Equipment	829	#REF!		#REF!	-	#REF!
R & M-Tech & Sci Equipment	836	#REF!		#REF!	-	#REF!
R & M-Other Mach & Equipment	840	#REF!		#REF!	-	#REF!
R & M-Motor Vehicles	841	#REF!	40,000.00	#REF!	11,056.64	#REF!
R & M-Watercraft	844	#REF!		#REF!	-	#REF!
R & M-Other Property & Equipment	850	#REF!		#REF!	-	#REF!
R & M-Artesian Wells, etc.	854	#REF!		#REF!	-	#REF!
Extraordinary Expenses	883	#REF!		#REF!	6,332.00	#REF!
Miscellaneous Expenses	884	#REF!		#REF!	39,408.00	#REF!
Taxes, Duties & Licenses	891	#REF!	5,000.00	#REF!	-	#REF!
Fidelity Bond Premiums	892	#REF!	5,000.00	#REF!	1,125.00	#REF!
Insurance	893	#REF!	14,000.00	#REF!	-	#REF!
Other Maintenance & Operating Exp	969	#REF!	448,000.00	#REF!	5,860,310.15	#REF!
Bank Charges	971	#REF!	-	#REF!	-	#REF!
Subtotal MOOE		#REF!	2,714,000.00	#REF!	7,323,845.99	#REF!
Capital Outlays						
Investment Outlay		#REF!		#REF!	-	#REF!
Land and Land Improvement		#REF!		#REF!	-	#REF!
Office Buildings	211	#REF!		#REF!	-	#REF!
School Buildings	212	#REF!	1,000,000.00	#REF!	-	#REF!
Other Structures	215	#REF!	427,000.00	#REF!	-	#REF!
Office Equipment	221	#REF!		#REF!	-	#REF!
Furniture & Fixtures	222	#REF!		#REF!	-	#REF!
IT Equipment	223	#REF!	1,335,000.00	#REF!	-	#REF!
Library Books	224	#REF!	250,000.00	#REF!	-	#REF!
Machineries	226	#REF!		#REF!	-	#REF!
Communication Equipment	229	#REF!		#REF!	-	#REF!
Firefighting Equipment	231	#REF!		#REF!	-	#REF!
Med, Den & Lab Equipment	233	#REF!		#REF!	-	#REF!
Sports Equipment	235	#REF!		#REF!	-	#REF!
Technical and Scientific Equipment	236	#REF!		#REF!	-	#REF!
Other Machineries Equipment	240	#REF!		#REF!	-	#REF!
Motor Vehicles	241	#REF!		#REF!	-	#REF!
Subtotal CO		#REF!	3,012,000.00	#REF!	-	#REF!
Total Current Year Budget		#REF!	5,726,000.00	#REF!	35,145,329.79	#REF!
SPECIAL PURPOSE FUNDS						
Personal Services						
S & W-Regular	701	#REF!		#REF!	2,403,929.55	#REF!
Year End Bonus	725	#REF!		#REF!	843,713.10	#REF!
PhilHealth Contributions	733	#REF!		#REF!	12,749.40	#REF!
ECC Contributions	734	#REF!		#REF!	2,522.55	#REF!
Other Bonuses & Allowances	719	#REF!	2,660,000.00	#REF!	2,660,000.00	#REF!
		#REF!		#REF!	-	#REF!
Subtotal PS			2,660,000.00	#REF!	5,922,914.60	#REF!
Contingent Fund						
MOOE						
		#REF!		#REF!	-	#REF!
		#REF!		#REF!	-	#REF!
Subtotal MOOE		#REF!	-	#REF!	-	#REF!
Capital Outlay						
		#REF!		#REF!	-	#REF!
		#REF!		#REF!	-	#REF!
Subtotal CO			-	#REF!	-	#REF!
Total Special Purpose Funds		#REF!	2,660,000.00	#REF!	5,922,914.60	#REF!


Allotment/Object/Class of Expenditure	Account Code	Available Allotment			Obligations Incurred This Quarter	Unobligated Balance of Allotment
		Balance Previous Quarter	This Report Quarter This Report	Total This Report		
PRIOR YEAR'S BUDGET (CONTINUING APPRO.)						
Personal Services						
		#REF!		#REF!	-	#REF!
		#REF!		#REF!	-	#REF!
Subtotal PS		#REF!	-	#REF!	-	#REF!
MOOE		#REF!		#REF!	-	#REF!
Travel-Local	751	#REF!		#REF!	39,990.00	#REF!
Training	753	#REF!		#REF!	94,652.00	#REF!
Scholarship	754	#REF!		#REF!	-	#REF!
Office Supplies	755	#REF!		#REF!	67,480.60	#REF!
Accountable Forms	756	#REF!		#REF!	13,440.00	#REF!
Animal/Zoological Supplies Exp	757	#REF!		#REF!	-	#REF!
Drugs and Medicines Expenses	759	#REF!		#REF!	-	#REF!
Med, Den & Lab Supplies	760	#REF!		#REF!	422.50	#REF!
Gasoline, Oil & Lubrics	761	#REF!		#REF!	71,659.98	#REF!
Agricultural Supplies	762	#REF!		#REF!	-	#REF!
Textbooks & Instructional Materials	763	#REF!		#REF!	-	#REF!
Other Supplies	765	#REF!		#REF!	327,134.45	#REF!
Water	766	#REF!		#REF!	33,028.60	#REF!
Electricity	767	#REF!		#REF!	138,934.38	#REF!
Cooking Gas	768	#REF!		#REF!	1,290.00	#REF!
Postage & Deliveries	771	#REF!		#REF!	-	#REF!
Telephone-Landline	772	#REF!		#REF!	15,797.01	#REF!
Telephone-Mobile	773	#REF!		#REF!	6,200.00	#REF!
Internet Expenses	774	#REF!		#REF!	-	#REF!
Membership Dues and Contributions	778	#REF!		#REF!	2,350.00	#REF!
Advertising	780	#REF!		#REF!	7,000.00	#REF!
Printing & Binding	781	#REF!		#REF!	17,436.00	#REF!
Rent	782	#REF!		#REF!	-	#REF!
Representation	783	#REF!		#REF!	28,734.25	#REF!
Transportation and Delivery Expenses	784	#REF!		#REF!	470.00	#REF!
Subscriptions	786	#REF!		#REF!	9,030.00	#REF!
Legal Services	791	#REF!		#REF!	89,760.00	#REF!
Auditing Services	792	#REF!		#REF!	-	#REF!
General Services	795	#REF!		#REF!	109,800.00	#REF!
Janitorial Services	796	#REF!		#REF!	-	#REF!
Security Services	797	#REF!		#REF!	-	#REF!
Other Professional Services	799	#REF!		#REF!	-	#REF!
R & M-Office Buildings	811	#REF!		#REF!	-	#REF!
R & M-School Buildings	812	#REF!		#REF!	9,650.00	#REF!
R & M-Other Structures	815	#REF!		#REF!	9,500.00	#REF!
R & M-Office Equipment	821	#REF!		#REF!	-	#REF!
R & M-Furniture & Fixtures	822	#REF!		#REF!	-	#REF!
R & M-IT Equipment & Software	823	#REF!		#REF!	10,910.00	#REF!
R & M-Agricultural, etc. Equipment	827	#REF!		#REF!	-	#REF!
R & M-Communication Equipment	829	#REF!		#REF!	-	#REF!
R & M-Tech & Sci Equipment	836	#REF!		#REF!	-	#REF!
R & M-Other Mach & Equipment	840	#REF!		#REF!	-	#REF!
R & M-Motor Vehicles	841	#REF!		#REF!	18,105.00	#REF!
R & M-Watercraft	844	#REF!		#REF!	-	#REF!
R & M-Other Property & Equipment	850	#REF!		#REF!	-	#REF!
R & M-Artesian Wells, etc.	854	#REF!		#REF!	-	#REF!
Extraordinary Expenses	883	#REF!		#REF!	3,166.00	#REF!
Miscellaneous Expenses	884	#REF!		#REF!	6,000.00	#REF!
Taxes, Duties & Licenses	891	#REF!		#REF!	2,000.00	#REF!
Fidelity Bond Premiums	892	#REF!		#REF!	-	#REF!
Insurance	893	#REF!		#REF!	-	#REF!
Other Maintenance & Operating Exp	969	#REF!		#REF!	820,000.00	#REF!
Bank Charges	971	#REF!		#REF!	-	#REF!
Subtotal MOOE		#REF!	-	#REF!	1,953,940.77	#REF!
Capital Outlay		#REF!		#REF!	-	#REF!
Investment Outlay		#REF!		#REF!	-	#REF!
Land and Land Improvement		#REF!		#REF!	-	#REF!
Office Buildings	211	#REF!		#REF!	142,193.00	#REF!
School Buildings	212	#REF!		#REF!	1,217,208.00	#REF!
Other Structures	215	#REF!		#REF!	387,819.54	#REF!
Office Equipment	221	#REF!		#REF!	533,300.00	#REF!

Allotment/Object/Class of Expenditure	Account Code	Available Allotment			Obligations Incurred This Quarter	Unobligated Balance of Allotment
		Balance Previous Quarter	This Report Quarter This Report	Total This Report		
Furniture & Fixtures	222	#REF!		#REF!	-	#REF!
IT Equipment	223	#REF!		#REF!	-	#REF!
Library Books	224	#REF!		#REF!	-	#REF!
Machineries	226	#REF!		#REF!	-	#REF!
Communication Equipment	229	#REF!		#REF!	-	#REF!
Firefighting Equipment	231	#REF!		#REF!	-	#REF!
Med, Den & Lab Equipment	233	#REF!		#REF!	-	#REF!
Sports Equipment	235	#REF!		#REF!	-	#REF!
Technical and Scientific Equipment	236	#REF!		#REF!	-	#REF!
Other Machineries Equipment	240	#REF!		#REF!	-	#REF!
Motor Vehicles	241	#REF!		#REF!	-	#REF!
Subtotal CO		#REF!	-	#REF!	2,280,520.54	#REF!
Total Prior Year's Budget (Continuing Appro.)		#REF!	-	#REF!	4,234,461.31	#REF!
GRAND TOTAL		#REF!	8,386,000.00	#REF!	45,302,705.70	#REF!

Certified Correct:


ALFREDO T. MATANGGA
 Budget Officer III

Submitted by:


MA, ROSARIO A. PANES, Ed.D.
 SUC President I

Republic of the Philippines
STATE UNIVERSITIES AND COLLEGES
ILOILO STATE COLLEGE OF FISHERIES
Barotac Nuevo, Iloilo

STATEMENT OF OBLIGATIONS by PPA
Fund 101 (Regular Appropriations)
October to December 2009

Remarks (8)	Allotment/Object/Class of Expenditure	Account Code	Main Campus		Campuses		
			Gass	Higher Ed	Barotac Nuevo	Dingle	Dumangas
	CURRENT YEAR BUDGET						
	Personal Services						
	S & W-Regular	701	1,916,489.40	4,654,713.00	1,587,147.00	2,502,256.79	3,299,493.05
	S & W-Part time	703	-	478,688.82	111,438.99	4,606.40	-
	S & W-Substitute	704	-	-	-	-	-
	S & W-Casual	705	74,885.54	-	-	101,112.33	-
	S & W-Contractual	706	-	-	-	-	-
	S & W-Emergency	707	-	-	-	-	24,729.00
	PERA	711	324,066.67	437,866.67	244,000.00	363,909.10	457,500.86
	Additional Compensation	712	-	-	-	-	-
	Representation	713	33,000.00	-	-	-	-
	Transportation	714	12,000.00	-	-	-	-
	Clothing	715	26,074.46	-	-	-	-
	Subsistence, Laundry & Quarter	716	9,580.08	-	-	19,800.00	4,438.66
	Productivity Incentive	717	-	-	-	-	-
	Other Bonuses & Allowances	719	1,059,000.00	-	-	-	-
	Honoraria	720	-	-	-	-	-
	Hazard Pay	721	-	-	-	-	-
	Longevity Pay	722	-	5,805.10	40,000.00	50,000.00	-
	Overtime & Night Pay	723	153,418.12	-	9,908.10	99,137.33	-
	Cash Gift	724	136,125.00	185,000.00	106,000.00	153,000.00	190,000.00
	Year-end Bonus	725	438,767.50	767,446.50	257,768.50	442,511.00	526,604.00
	PAGIBIG Contributions	732	16,975.00	21,800.00	12,100.00	17,500.00	21,762.50
	PhilHealth Contributions	733	14,806.25	20,437.50	19,125.00	30,688.10	40,775.00
	ECC Contributions	734	14,525.22	21,437.50	23,122.11	16,664.50	14,524.05
	Retirement Benefits	740	-	-	-	-	-
	Terminal Leave Benefits	742	-	-	-	102,374.90	-
	Health Workers Benefits	743	-	-	-	-	-
	Other Personnel Benefits	749	-	-	-	-	-
	Loyalty Award	749A	10,000.00	-	-	-	-
	Monetization	749B	-	-	-	-	-
-	Subtotal		4,239,713.24	6,593,195.09	2,410,609.70	3,903,560.45	4,579,827.12
	Life & Retirement Ins Contributions	731	285,675.84	653,492.76	282,138.74	348,925.95	295,184.40
-	Total PS		4,525,389.08	7,246,687.85	2,692,748.44	4,252,486.40	4,875,011.52
	MOOE						
	Travel-Local	751	65,006.00	12,123.00	5,760.00	-	-
	Training	753	34,359.50	7,592.00	-	-	-
	Scholarship	754	-	-	-	-	-
	Office Supplies	755	89,493.80	-	-	-	-
	Accountable Forms	756	-	-	-	-	-
	Animal/Zoological Supplies Exp	757	-	-	-	-	-
	Drugs and Medicines Expenses	759	-	-	-	-	-
	Med, Den & Lab Supplies	760	-	-	-	-	-
	Gasoline, Oil & Lubrics	761	22,925.00	-	-	-	-
	Agricultural Supplies	762	-	-	-	-	-
	Textbooks & Instructional Materials	763	-	-	-	-	-
	Other Supplies	765	168,959.10	5,350.00	-	-	-
	Water	766	16,863.15	-	25,187.99	-	-
	Electricity	767	88,544.96	38,571.24	2,510.96	-	-
	Cooking Gas	768	-	-	-	-	-
	Postage & Deliveries	771	-	-	-	-	-
	Telephone-Landline	772	20,377.51	-	5,647.72	-	-
	Telephone-Mobile	773	-	-	-	-	-
	Internet Expenses	774	-	-	-	-	-
	Membership Dues and Contributions	778	27,150.00	-	-	-	-
	Advertising	780	-	-	-	-	-
	Printing & Binding	781	620.00	-	-	-	-
	Rent	782	1,300.00	-	-	-	-
	Representation	783	68,451.00	6,144.00	-	-	-
	Transportation and Delivery Expenses	784	230.00	-	-	-	-
	Subscriptions	786	3,780.00	-	2,260.00	-	-

Remarks	Allotment/Object/Class of Expenditure	Account Code	Main Campus		Campuses		
			Gass	Higher Ed	Barotac Nuevo	Dingle	Dumangas
	Legal Services	791	-	-	-	-	-
	Auditing Services	792	-	-	-	-	-
	General Services	795	262,050.00	46,050.00	21,750.00	-	-
	Janitorial Services	796	-	-	-	-	-
	Security Services	797	-	-	-	-	-
	Other Professional Services	799	-	-	-	-	-
	R & M-Office Buildings	811	-	-	-	-	-
	R & M-School Buildings	812	-	-	-	-	5,841.50
	R & M-Other Structures	815	-	-	-	-	-
	R & M-Office Equipment	821	-	-	-	-	-
	R & M-Furniture & Fixtures	822	-	-	-	-	-
	R & M-IT Equipment & Software	823	3,590.00	-	-	-	-
	R & M-Agricultural, etc. Equipment	827	-	-	-	-	-
	R & M-Communication Equipment	829	-	-	-	-	-
	R & M-Tech & Sci Equipment	836	-	-	-	-	-
	R & M-Other Mach & Equipment	840	-	-	-	-	-
	R & M-Motor Vehicles	841	10,875.00	-	-	-	-
	R & M-Watercraft	844	-	-	-	-	-
	R & M-Other Property & Equipment	850	-	-	-	-	-
	R & M-Artesian Wells, etc.	854	-	-	-	-	-
	Extraordinary Expenses	883	6,332.00	-	-	-	-
	Miscellaneous Expenses	884	12,000.00	-	15,106.00	-	-
	Taxes, Duties & Licenses	891	-	-	-	-	-
	Fidelity Bond Premiums	892	-	-	-	-	-
	Insurance	893	-	-	-	-	-
	Other Maintenance & Operating Exp	969	1,557,650.00	1,300,500.00	738,000.00	1,111,500.00	-
	Bank Charges	971	-	-	-	-	-
-	Subtotal MOOE		2,460,557.02	1,416,330.24	816,222.67	1,111,500.00	5,841.50
	Capital Outlays						
	Investment Outlay						
	Land and Land Improvement		-	-	-	-	-
	Office Buildings	211	-	-	-	-	-
	School Buildings	212	-	-	-	-	-
	Other Structures	215	-	-	-	-	-
	Office Equipment	221	-	-	-	-	-
	Furniture & Fixtures	222	-	-	-	-	-
	IT Equipment	223	-	-	-	-	-
	Library Books	224	-	-	-	-	-
	Machineries	226	-	-	-	-	-
	Communication Equipment	229	-	-	-	-	-
	Firefighting Equipment	231	-	-	-	-	-
	Med, Den & Lab Equipment	233	-	-	-	-	-
	Sports Equipment	235	-	-	-	-	-
	Technical and Scientific Equipment	236	-	-	-	-	-
	Other Machineries Equipment	240	-	-	-	-	-
	Motor Vehicles	241	-	-	-	-	-
-	Subtotal CO		-	-	-	-	-
-	Total Current Year Budget		6,985,946.10	8,663,018.09	3,508,971.11	5,363,986.40	4,880,853.02
	SPECIAL PURPOSE FUNDS						
	Personal Services						
	S & W-Regular	701	322,798.63	820,510.95	184,283.68	329,949.00	374,659.29
	Year End Bonus	725	107,972.00	284,984.00	75,458.10	111,743.00	128,542.50
	PhilHealth Contributions	733	362.50	-	2,525.00	4,761.90	4,200.00
	ECC Contributions	734	970.27	362.50	45.71	888.63	255.44
	Other Bonuses & Allowances	719	2,660,000.00	-	-	-	-
			-	-	-	-	-
-	Subtotal		3,092,103.40	1,105,857.45	262,312.49	447,342.53	507,657.23
	Contingent Fund						
	MOOE						
			-	-	-	-	-
			-	-	-	-	-
-	Subtotal MOOE		-	-	-	-	-
	Capital Outlay						
			-	-	-	-	-
			-	-	-	-	-
-	Subtotal CO		-	-	-	-	-
-	Total Special Purpose Funds		3,092,103.40	1,105,857.45	262,312.49	447,342.53	507,657.23

Remarks	Allotment/Object/Class of Expenditure	Account Code	Main Campus		Campuses		
			Gass	Higher Ed	Barotac Nuevo	Dingle	Dumangas
	PRIOR YEAR'S BUDGET (CONTINUING APPRO.)						
	Personal Services						
			-	-	-	-	-
			-	-	-	-	-
-	Subtotal		-	-	-	-	-
	MOOE						
	Travel-Local	751	39,990.00	-	-	-	-
	Training	753	94,652.00	-	-	-	-
	Scholarship	754	-	-	-	-	-
	Office Supplies	755	67,480.60	-	-	-	-
	Accountable Forms	756	13,440.00	-	-	-	-
	Animal/Zoological Supplies Exp	757	-	-	-	-	-
	Drugs and Medicines Expenses	759	-	-	-	-	-
	Med, Den & Lab Supplies	760	422.50	-	-	-	-
	Gasoline, Oil & Lubrics	761	71,659.98	-	-	-	-
	Agricultural Supplies	762	-	-	-	-	-
	Textbooks & Instructional Materials	763	-	-	-	-	-
	Other Supplies	765	327,134.45	-	-	-	-
	Water	766	33,028.60	-	-	-	-
	Electricity	767	138,934.38	-	-	-	-
	Cooking Gas	768	1,290.00	-	-	-	-
	Postage & Deliveries	771	-	-	-	-	-
	Telephone-Landline	772	15,797.01	-	-	-	-
	Telephone-Mobile	773	6,200.00	-	-	-	-
	Internet Expenses	774	-	-	-	-	-
	Membership Dues and Contributions	778	2,350.00	-	-	-	-
	Advertising	780	7,000.00	-	-	-	-
	Printing & Binding	781	17,436.00	-	-	-	-
	Rent	782	-	-	-	-	-
	Representation	783	28,734.25	-	-	-	-
	Transportation and Delivery Expenses	784	470.00	-	-	-	-
	Subscriptions	786	9,030.00	-	-	-	-
	Legal Services	791	89,760.00	-	-	-	-
	Auditing Services	792	-	-	-	-	-
	General Services	795	109,800.00	-	-	-	-
	Janitorial Services	796	-	-	-	-	-
	Security Services	797	-	-	-	-	-
	Other Professional Services	799	-	-	-	-	-
	R & M-Office Buildings	811	-	-	-	-	-
	R & M-School Buildings	812	9,650.00	-	-	-	-
	R & M-Other Structures	815	9,500.00	-	-	-	-
	R & M-Office Equipment	821	-	-	-	-	-
	R & M-Furniture & Fixtures	822	-	-	-	-	-
	R & M-IT Equipment & Software	823	10,910.00	-	-	-	-
	R & M-Agricultural, etc. Equipment	827	-	-	-	-	-
	R & M-Communication Equipment	829	-	-	-	-	-
	R & M-Tech & Sci Equipment	836	-	-	-	-	-
	R & M-Other Mach & Equipment	840	-	-	-	-	-
	R & M-Motor Vehicles	841	18,105.00	-	-	-	-
	R & M-Watercraft	844	-	-	-	-	-
	R & M-Other Property & Equipment	850	-	-	-	-	-
	R & M-Artesian Wells, etc.	854	-	-	-	-	-
	Extraordinary Expenses	883	3,166.00	-	-	-	-
	Miscellaneous Expenses	884	6,000.00	-	-	-	-
	Taxes, Duties & Licenses	891	2,000.00	-	-	-	-
	Fidelity Bond Premiums	892	-	-	-	-	-
	Insurance	893	-	-	-	-	-
	Other Maintenance & Operating Exp	969	820,000.00	-	-	-	-
	Bank Charges	971	-	-	-	-	-
-	Subtotal MOOE		1,953,940.77	-	-	-	-
	Capital Outlay						
	Investment Outlay		-	-	-	-	-
	Land and Land Improvement		-	-	-	-	-
	Office Buildings	211	-	-	-	-	-
	School Buildings	212	-	-	440,903.00	-	-
	Other Structures	215	-	-	227,621.50	-	-
	Office Equipment	221	-	-	-	-	-

Remarks	Allotment/Object/Class of Expenditure	Account Code	Main Campus		Campuses		
			Gass	Higher Ed	Barotac Nuevo	Dingle	Dumangas
	Furniture & Fixtures	222	-	-	-	-	-
	IT Equipment	223	-	-	-	-	-
	Library Books	224	-	-	-	-	-
	Machineries	226	-	-	-	-	-
	Communication Equipment	229	-	-	-	-	-
	Firefighting Equipment	231	-	-	-	-	-
	Med, Den & Lab Equipment	233	-	-	-	-	-
	Sports Equipment	235	-	-	-	-	-
	Technical and Scientific Equipment	236	-	-	-	-	-
	Other Machineries Equipment	240	-	-	-	-	-
	Motor Vehicles	241	-	-	-	-	-
-	Subtotal CO		-	-	668,524.50	-	-
-	Total Prior Year's Budget (Continuing Appro.)		1,953,940.77	-	668,524.50	-	-
-	GRAND TOTAL		12,031,990.27	9,768,875.54	4,439,808.10	5,811,328.93	5,388,510.25

Certified Correct:



ALFREDO T. MATANGGA
Budget Officer III

San Enrique	Research	Extension	Total
2,514,287.00	111,600.00	48,279.00	P 16,634,265.24
110.10	-	-	594,844.31
-	-	-	-
129,330.25	-	-	305,328.12
-	-	-	-
-	-	-	24,729.00
513,999.90	12,000.00	6,000.00	2,359,343.20
(209,032.25)	-	-	(209,032.25)
-	-	-	33,000.00
-	-	-	12,000.00
3,500.00	-	-	29,574.46
8,250.00	-	-	42,068.74
-	-	-	-
-	-	-	1,059,000.00
-	-	-	-
-	-	-	-
4,065.10	-	-	99,870.20
355.67	-	-	262,819.22
160,000.00	5,000.00	2,500.00	937,625.00
443,516.00	18,600.00	6,650.00	2,901,863.50
18,300.00	600.00	300.00	109,337.50
16,031.50	562.50	281.25	142,707.10
17,336.01	600.00	300.00	108,509.39
-	-	-	-
-	-	-	102,374.90
-	-	-	-
-	-	-	-
35,000.00	-	-	45,000.00
-	-	-	-
3,655,049.28	148,962.50	64,310.25	25,595,227.63
338,894.32	15,226.20	6,717.96	2,226,256.17
3,993,943.60	164,188.70	71,028.21	27,821,483.80
(15,895.00)	-	800.00	67,794.00
18,360.00	23,860.00	11,046.60	95,218.10
-	-	-	-
-	-	18,349.00	107,842.80
-	-	-	-
-	-	-	-
-	-	-	-
-	-	-	-
-	1,737.25	-	24,662.25
-	17,873.20	4,900.00	22,773.20
-	-	-	-
-	71,222.15	33,220.00	278,751.25
-	-	-	42,051.14
-	3,334.70	-	132,961.86
-	-	-	-
-	-	-	-
6,082.17	-	-	32,107.40
200.00	-	-	200.00
-	-	-	-
-	-	-	27,150.00
1,000.00	-	-	1,000.00
8,700.00	-	1,500.00	10,820.00
-	-	-	1,300.00
-	-	-	74,595.00
2,535.00	-	577.70	3,342.70
(627.00)	-	-	5,413.00

San Enrique	Research	Extension	Total
-	-	-	-
-	-	-	-
-	-	-	-
-	-	-	39,990.00
-	-	-	94,652.00
-	-	-	-
-	-	-	67,480.60
-	-	-	13,440.00
-	-	-	-
-	-	-	-
-	-	-	422.50
-	-	-	71,659.98
-	-	-	-
-	-	-	-
-	-	-	327,134.45
-	-	-	33,028.60
-	-	-	138,934.38
-	-	-	1,290.00
-	-	-	-
-	-	-	15,797.01
-	-	-	6,200.00
-	-	-	-
-	-	-	2,350.00
-	-	-	7,000.00
-	-	-	17,436.00
-	-	-	-
-	-	-	28,734.25
-	-	-	470.00
-	-	-	9,030.00
-	-	-	89,760.00
-	-	-	-
-	-	-	109,800.00
-	-	-	-
-	-	-	-
-	-	-	-
-	-	-	-
-	-	-	9,650.00
-	-	-	9,500.00
-	-	-	-
-	-	-	-
-	-	-	10,910.00
-	-	-	-
-	-	-	-
-	-	-	-
-	-	-	-
-	-	-	18,105.00
-	-	-	-
-	-	-	-
-	-	-	-
-	-	-	3,166.00
-	-	-	6,000.00
-	-	-	2,000.00
-	-	-	-
-	-	-	-
-	-	-	820,000.00
-	-	-	-
-	-	-	1,953,940.77
-	-	-	-
-	-	-	-
142,193.00	-	-	142,193.00
776,305.00	-	-	1,217,208.00
160,198.04	-	-	387,819.54
533,300.00	-	-	533,300.00

San Enrique	Research	Extension	Total
-	-	-	-
-	-	-	-
-	-	-	-
-	-	-	-
-	-	-	-
-	-	-	-
-	-	-	-
-	-	-	-
-	-	-	-
-	-	-	-
-	-	-	-
1,611,996.04	-	-	2,280,520.54
1,611,996.04	-	-	4,234,461.31
7,258,460.10	389,596.00	214,136.51	45,302,705.70

Submitted by:

MA. ROSARIO A. PANES, Ed.D.
SUC President I