

DETAILED STATEMENT OF CURRENT YEAR'S OBLIGATIONS, DISBURSEMENTS AND UNPAID OBLIGATIONS

As of September 2013

Department: State Colleges and Universities  
 Agency/Operating Units : Iloilo State College of Fisheries  
 Region/Province/City: Region VI  
 Fund: 101

Program/Activity/Project (P/A/P) and Account Title	Account Code	Current Year Obligations					Disbursements					Balance ( Unpaid Obligations) = (7-12) = (14+15)	Breakdown of Unpaid Obligations	
		1st Quarter ending March 31	2nd Quarter ending June 30	3rd Quarter ending Sept. 30	4th Quarter ending Dec. 31	Total	1st Quarter ending March 31	2nd Quarter ending June 30	3rd Quarter ending Sept. 30	4th Quarter ending Dec. 31	Total		Accounts Payable	Obligations Not Yet Due and Demandable
1	2	3	4	5	6	7	8	9	10	11	12	13	14	15
<b>1. CURRENT YEAR BUDGET/APPROPRIATIONS</b>														
<b>A. AGENCY SPECIFIC BUDGET</b>		31,846,647.33	39,899,982.03	29,280,311.46	-	101,026,940.82	31,845,759.33	38,503,352.03	30,655,829.46	-	101,004,940.82	22,000.00		
<b>P/A/P (please specify)</b>														
<b>Personnel Services</b>		28,772,159.49	32,453,387.96	27,036,960.19	-	88,262,507.64	28,772,159.49	32,453,387.96	27,036,960.19	-	88,262,507.64	-		
Salaries and Wages		-	-	-	-	-	-	-	-	-	-	-		
Salaries and Wages - Regular	701	22,435,058.36	23,073,364.45	22,216,215.20	-	67,724,638.01	22,435,058.36	23,073,364.45	22,216,215.20	-	67,724,638.01	-		
Salaries and Wages - Part-time	703	782,095.33	115,954.23	390,227.13	-	1,288,276.69	782,095.33	115,954.23	390,227.13	-	1,288,276.69	-		
Salaries and Wages - Military/Uniformed	702	-	-	-	-	-	-	-	-	-	-	-		
Salaries and Wages - Contractual	705	355,170.82	345,219.76	342,825.26	-	1,043,215.84	355,170.82	345,219.76	342,825.26	-	1,043,215.84	-		
Salaries and Wages - Emergency	707	31,203.00	31,203.00	-	-	62,406.00	31,203.00	31,203.00	-	-	62,406.00	-		
Other Compensation		-	-	-	-	-	-	-	-	-	-	-		
Personnel Economic Relief Allowance (PERA)	711	1,969,759.97	1,992,673.12	1,931,549.59	-	5,893,982.68	1,969,759.97	1,992,673.12	1,931,549.59	-	5,893,982.68	-		
Additional Compensation (ADCOM)	712	-	-	-	-	-	-	-	-	-	-	-		
Representation Allowance (RA)	713	42,000.00	44,250.00	27,000.00	-	113,250.00	42,000.00	44,250.00	27,000.00	-	113,250.00	-		
Transportation Allowance (TA)	714	15,000.00	21,750.00	27,000.00	-	63,750.00	15,000.00	21,750.00	27,000.00	-	63,750.00	-		
Clothing/Uniform Allowance	715	1,659,000.00	-	15,000.00	-	1,674,000.00	1,659,000.00	-	15,000.00	-	1,674,000.00	-		
Subsistence, Laundry and Quarters Allowance	716	6,124.36	11,993.04	23,705.27	-	41,822.67	6,124.36	11,993.04	23,705.27	-	41,822.67	-		
Productivity Incentive Allowance	717	702,000.00	-	-	-	702,000.00	702,000.00	-	-	-	702,000.00	-		
Overseas Allowance	718	-	-	-	-	-	-	-	-	-	-	-		
Other bonuses and Allowances	719	-	-	70,000.00	-	70,000.00	-	-	70,000.00	-	70,000.00	-		
Honoraria	720	133,558.72	73,771.14	123,750.00	-	331,079.86	133,558.72	73,771.14	123,750.00	-	331,079.86	-		
Hazard Pay	721	-	-	-	-	-	-	-	-	-	-	-		
Longevity Pay	722	4,001.36	19,920.07	65,400.21	-	89,321.64	4,001.36	19,920.07	65,400.21	-	89,321.64	-		
Overtime and Night Pay	723	121,139.85	269,284.49	159,611.03	-	550,035.37	121,139.85	269,284.49	159,611.03	-	550,035.37	-		
Cash Gift	724	-	825,000.00	1,195.00	-	826,195.00	-	825,000.00	1,195.00	-	826,195.00	-		
Year end Bonus	725	-	3,788,003.00	24,500.50	-	3,812,503.50	-	3,788,003.00	24,500.50	-	3,812,503.50	-		
Personnel Benefit Contributions		-	-	-	-	-	-	-	-	-	-	-		
Life and Retirement Insurance Contributions	731	-	-	-	-	-	-	-	-	-	-	-		
Pag-ibig Contributions	732	98,800.00	99,800.00	33,100.00	-	231,700.00	98,800.00	99,800.00	33,100.00	-	231,700.00	-		
Philhealth Contributions	733	260,712.50	263,150.00	94,337.50	-	618,200.00	260,712.50	263,150.00	94,337.50	-	618,200.00	-		
ECC Contributions	734	99,262.31	99,582.80	33,078.19	-	231,923.30	99,262.31	99,582.80	33,078.19	-	231,923.30	-		
Other Personnel Benefits		-	-	-	-	-	-	-	-	-	-	-		
Pension Benefits - Civilian	738	-	-	-	-	-	-	-	-	-	-	-		
Pension Benefits - Military/Uniformed	739	-	-	-	-	-	-	-	-	-	-	-		
Retirement Benefits - Civilian	740	-	-	-	-	-	-	-	-	-	-	-		
Retirement Benefits - Military/Uniformed	741	-	-	-	-	-	-	-	-	-	-	-		
Terminal Leave Benefits	742	-	-	-	-	-	-	-	-	-	-	-		
Health Workers Benefits	743	-	-	-	-	-	-	-	-	-	-	-		

Loyalty Awards	749-01	20,000.00	15,000.00	40,000.00		75,000.00	20,000.00	15,000.00	40,000.00		75,000.00	-		
Monetization	749-02	37,272.91	1,363,468.86	1,418,465.31		2,819,207.08	37,272.91	1,363,468.86	1,418,465.31		2,819,207.08	-		
<b>Maintenance &amp; Other Operating Expenses</b>		<b>3,074,487.84</b>	<b>4,110,544.07</b>	<b>2,243,351.27</b>	<b>-</b>	<b>9,426,383.18</b>	<b>3,073,599.84</b>	<b>4,100,464.07</b>	<b>2,232,319.27</b>	<b>-</b>	<b>9,406,383.18</b>	<b>22,000.00</b>		
Traveling Expenses		-	-	-		-	-	-	-		-	-		
Travel Expenses-Local	751	347,361.39	352,233.08	64,945.64		764,540.11	347,361.39	352,233.08	64,945.64		764,540.11	-		
Travel Expenses-Foreign	752	-	-	-		-	-	-	-		-	-		
Training and Scholarship Expenses		-	-	-		-	-	-	-		-	-		
Training Expenses	753	213,987.28	117,521.04	1,000,689.00		1,332,197.32	213,099.28	117,521.04	1,001,577.00		1,332,197.32	-		
Scholarship Expenses	754	-	73,330.00	-		73,330.00	-	73,330.00	-		73,330.00	-		
Supplies and Materials Expenses		-	-	-		-	-	-	-		-	-		
Office Supplies Expenses	755	191,301.40	415,633.95	132,267.90		739,203.25	191,301.40	415,633.95	132,267.90		739,203.25	-		
Accountable Forms Expenses	756	19,845.00	48,025.00	-		67,870.00	19,845.00	48,025.00	-		67,870.00	-		
Animal/Zoological Supplies Expenses	757	-	-	-		-	-	-	-		-	-		
Food Supplies Expenses	758	-	-	-		-	-	-	-		-	-		
Drugs and Medicines Expenses	759	-	-	-		-	-	-	-		-	-		
Medical, Dental and Laboratory Supplies Expenses	760	50,382.00	5,798.00	200.00		56,380.00	50,382.00	5,798.00	200.00		56,380.00	-		
Gasoline, Oil and Lubricants Expenses	761	129,733.97	155,404.72	2,000.00		287,138.69	129,733.97	155,404.72	2,000.00		287,138.69	-		
Agricultural Supplies Expenses	762	2,995.47	14,837.13	6,448.00		24,280.60	2,995.47	4,757.13	16,528.00		24,280.60	-		
Textbooks and Instructional Materials	763	-	99,957.00	475.00		100,432.00	-	99,957.00	475.00		100,432.00	-		
Military and Police Supplies Expenses	764	-	-	-		-	-	-	-		-	-		
Other Supplies Expenses	765	162,431.80	132,500.80	134,042.22		428,974.82	162,431.80	132,500.80	134,042.22		428,974.82	-		
Utility Expenses		-	-	-		-	-	-	-		-	-		
Water Expenses	766	241,984.30	350,156.67	50,895.46		643,036.43	241,984.30	350,156.67	50,895.46		643,036.43	-		
Electricity Expenses	767	644,964.38	407,030.14	146,178.99		1,198,173.51	644,964.38	407,030.14	146,178.99		1,198,173.51	-		
Cooking Gas Expenses	768	-	312,271.95	-		312,271.95	-	312,271.95	-		312,271.95	-		
Communication Expenses		-	-	-		-	-	-	-		-	-		
Postage and Deliveries	771	-	-	-		-	-	-	-		-	-		
Telephone Expenses-Landline	772	46,993.41	18,202.84	837.72		66,033.97	46,993.41	18,202.84	837.72		66,033.97	-		
Telephone Expenses-Mobile	773	8,671.75	30,957.11	31,913.11		71,541.97	8,671.75	30,957.11	31,913.11		71,541.97	-		
Internet expenses	774	32,145.65	17,026.10	11,473.50		60,645.25	32,145.65	17,026.10	11,473.50		60,645.25	-		
Cable, Satellite, Telegraph and Radio Expenses	775	-	-	-		-	-	-	-		-	-		
Membership Dues and Contributions to Org.	778	20,000.00	20,000.00	58,000.00		98,000.00	20,000.00	20,000.00	58,000.00		98,000.00	-		
Awards and Indemnities	779	-	-	-		-	-	-	-		-	-		
Advertising Expenses/Promo	780	39,328.00	2,240.00	1,500.00		43,068.00	39,328.00	2,240.00	1,500.00		43,068.00	-		
Printing and Binding Expenses	781	400.00	6,294.00	800.00		7,494.00	400.00	6,294.00	800.00		7,494.00	-		
Rent Expenses	782	-	-	-		-	-	-	-		-	-		
Representation Expenses	783	73,332.00	135,946.25	74,846.00		284,124.25	73,332.00	135,946.25	74,846.00		284,124.25	-		
Transportation and Delivery Expenses	784	7,043.00	1,275.00	2,675.00		10,993.00	7,043.00	1,275.00	2,675.00		10,993.00	-		
Storage Expenses	785	-	-	-		-	-	-	-		-	-		
Subscription Expenses	786	9,570.00	8,800.00	3,790.00		22,160.00	9,570.00	8,800.00	3,790.00		22,160.00	-		
Survey Expenses	787	-	-	-		-	-	-	-		-	-		
Rewards and Other Claims	788	-	-	-		-	-	-	-		-	-		
Professional Services		-	-	-		-	-	-	-		-	-		
Legal Services	791	-	1,200.00	15,000.00		16,200.00	-	1,200.00	-		1,200.00	15,000.00		
Auditing Services	792	-	-	-		-	-	-	-		-	-		
Consultancy Services	793	-	-	-		-	-	-	-		-	-		
Environment/Sanitary Services	794	-	-	-		-	-	-	-		-	-		
General Services	795	591,866.80	707,032.50	166,269.58		1,465,168.88	591,866.80	707,032.50	159,269.58		1,458,168.88	7,000.00		
Janitorial Services	796	-	-	-		-	-	-	-		-	-		
Other Professional Services	799	-	-	62,720.00		62,720.00	-	-	62,720.00		62,720.00	-		
Repairs & Maintenance (Specify object)		-	-	-		-	-	-	-		-	-		
Repairs & Maintenance (RM) - Land Improvements		-	-	-		-	-	-	-		-	-		
RM - Land Improvements	802	-	-	-		-	-	-	-		-	-		
RM - Runways/Taxiways	803	-	-	-		-	-	-	-		-	-		
RM - Railways	804	-	-	-		-	-	-	-		-	-		
RM - Electrification, Power and Energy Structures	805	-	-	-		-	-	-	-		-	-		
RM - Buildings		-	-	-		-	-	-	-		-	-		
RM - Office Buildings	811	-	-	-		-	-	-	-		-	-		
RM - School Buildings	812	-	302,290.60	208,974.45		511,265.05	-	302,290.60	208,974.45		511,265.05	-		


RM - Hospitals and Health Centers	813	-	-	-	-	-	-	-	-	-	-	-	-
RM - Markets and Slaughterhouses	814	-	-	-	-	-	-	-	-	-	-	-	-
RM - Other Structures	815	25,088.00	93,875.24	27,700.00	146,663.24	25,088.00	93,875.24	27,700.00	146,663.24	-	-	-	-
RM - Leasehold Improvements		-	-	-	-	-	-	-	-	-	-	-	-
RM - Leasehold Improvements, Land	818	-	-	-	-	-	-	-	-	-	-	-	-
RM - Leasehold Improvements , Buildings	819	-	-	-	-	-	-	-	-	-	-	-	-
RM - Other Leasehold Improvements	820	-	-	-	-	-	-	-	-	-	-	-	-
RM - Office Equipment, Furnitures and Fixtures		-	-	-	-	-	-	-	-	-	-	-	-
RM - Office Equipment, Furnitures and Fixtures	821	13,920.00	6,926.40	-	20,846.40	13,920.00	6,926.40	-	20,846.40	-	-	-	-
RM - Furniture and Fixtures	822	-	-	-	-	-	-	-	-	-	-	-	-
RM - IT Equipment and Software	823	16,800.00	7,030.00	-	23,830.00	16,800.00	7,030.00	-	23,830.00	-	-	-	-
RM - Machinery and Equipment		-	-	-	-	-	-	-	-	-	-	-	-
RM - Machinery and Equipment	826	-	-	-	-	-	-	-	-	-	-	-	-
RM - Agricultural, Fishery and Forestry Equipments	827	-	-	-	-	-	-	-	-	-	-	-	-
RM - Airport Equipment	828	-	-	-	-	-	-	-	-	-	-	-	-
RM - Communication Equipment	829	-	-	-	-	-	-	-	-	-	-	-	-
RM - Construction and Heavy Equipment	830	-	-	-	-	-	-	-	-	-	-	-	-
RM - Firefighting Equipment and Accessories	831	-	-	-	-	-	-	-	-	-	-	-	-
RM - Hospital Equipment	832	-	-	-	-	-	-	-	-	-	-	-	-
RM - Medical, Dental and Laboratory Equipment	833	-	-	-	-	-	-	-	-	-	-	-	-
RM - Military and Police Equipment	834	-	-	-	-	-	-	-	-	-	-	-	-
RM - Sports Equipment	835	-	-	-	-	-	-	-	-	-	-	-	-
RM - Technical and Scientific Equipment	836	-	7,010.00	-	7,010.00	-	7,010.00	-	7,010.00	-	-	-	-
RM - Other Machinery and Equipment	840	-	3,500.00	-	3,500.00	-	3,500.00	-	3,500.00	-	-	-	-
RM - Transportation Equipment		-	-	-	-	-	-	-	-	-	-	-	-
RM - Motor Vehicles	841	68,792.00	121,895.30	17,440.00	208,127.30	68,792.00	121,895.30	17,440.00	208,127.30	-	-	-	-
RM - Trains	842	-	-	-	-	-	-	-	-	-	-	-	-
RM - Aircrafts and Airgraound Equipment	843	-	-	-	-	-	-	-	-	-	-	-	-
RM - Watercrafts	844	-	-	-	-	-	-	-	-	-	-	-	-
RM - Other Transportation Equipment	848	-	-	-	-	-	-	-	-	-	-	-	-
RM - Other Property, Plant and Equipment	850	-	-	-	-	-	-	-	-	-	-	-	-
RM - Public Infrastructures		-	-	-	-	-	-	-	-	-	-	-	-
RM - Roads, Highways and Bridges	851	-	-	-	-	-	-	-	-	-	-	-	-
RM - Parks, Plazas and Monuments	852	-	-	-	-	-	-	-	-	-	-	-	-
RM - Prts, Lighthouses and Harbors	853	-	-	-	-	-	-	-	-	-	-	-	-
RM - Artesian Wells, Reservoirs, Pumping		-	-	-	-	-	-	-	-	-	-	-	-
Station and Conduits	854	-	-	-	-	-	-	-	-	-	-	-	-
RM - Irrigation, Canals and Laterals	855	-	-	-	-	-	-	-	-	-	-	-	-
RM - Flood Controls	856	-	-	-	-	-	-	-	-	-	-	-	-
RM - Waterways, Aqueducts, Seawalls,		-	-	-	-	-	-	-	-	-	-	-	-
River Walls and Others	857	-	-	-	-	-	-	-	-	-	-	-	-
RM - Other Public Infrastructures	860	-	-	-	-	-	-	-	-	-	-	-	-
RM - Reforestation Projects		-	-	-	-	-	-	-	-	-	-	-	-
RM - Reforestation - Upland	861	-	-	-	-	-	-	-	-	-	-	-	-
RM - Reforestation - Marshland/Swampland	862	-	-	-	-	-	-	-	-	-	-	-	-
Subsidies and Donations		-	-	-	-	-	-	-	-	-	-	-	-
Subsidy to National Government Agencies	871	-	-	-	-	-	-	-	-	-	-	-	-
Subsidy to Regional Offices/Staff Bureaus	872	-	-	-	-	-	-	-	-	-	-	-	-
Subsidy to Operating Units	873	-	-	-	-	-	-	-	-	-	-	-	-
Subsidy to Local Government Units	874	-	-	-	-	-	-	-	-	-	-	-	-
Subsidy to GOCCs	875	-	-	-	-	-	-	-	-	-	-	-	-
Subsidy to NGOs/POs	876	-	-	-	-	-	-	-	-	-	-	-	-
Subsidy to Other Funds	877	-	-	-	-	-	-	-	-	-	-	-	-
Donations	878	-	-	-	-	-	-	-	-	-	-	-	-
Confidential, Intelligence, Extraordinary and		-	-	-	-	-	-	-	-	-	-	-	-
Miscellaneous Expenses		-	-	-	-	-	-	-	-	-	-	-	-
Confidential Expenses	881	-	-	-	-	-	-	-	-	-	-	-	-
Intelligence Expenses	882	-	-	-	-	-	-	-	-	-	-	-	-
Extraordinary Expenses	883	6,332.00	12,664.00	3,166.00	22,162.00	6,332.00	12,664.00	3,166.00	22,162.00	-	-	-	-

Miscellaneous Expenses	884	47,696.10	61,557.50	14,308.70	123,562.30	47,696.10	61,557.50	14,308.70	123,562.30	-		
Taxes, Insurance Premiums and Other Fees		-	-	-	-	-	-	-	-	-		
Taxes, Duties and Licenses	891	3,439.06	14,959.06	420.00	18,818.12	3,439.06	14,959.06	420.00	18,818.12	-		
Fidelity Bond Premiums	892	-	7,500.00	3,375.00	10,875.00	-	7,500.00	3,375.00	10,875.00	-		
Insurance Expenses	893	2,183.08	23,032.69	-	25,215.77	2,183.08	23,032.69	-	25,215.77	-		
Other Maintenance and Operating Expenses	969	55,900.00	14,630.00	-	70,530.00	55,900.00	14,630.00	-	70,530.00	-		
<b>Financial Expenses</b>		-	-	-	-	-	-	-	-	-		
Bank Charges	971	-	-	-	-	-	-	-	-	-		
Commitments Fees	972	-	-	-	-	-	-	-	-	-		
Debt Service Subsidy to GOCCs	973	-	-	-	-	-	-	-	-	-		
Documentary Stamp Expenses	974	-	-	-	-	-	-	-	-	-		
Interest Expenses	975	-	-	-	-	-	-	-	-	-		
Other Financial Charges	979	-	-	-	-	-	-	-	-	-		
<b>Capital Outlays</b>		-	3,336,050.00	-	3,336,050.00	-	1,949,500.00	1,386,550.00	-	3,336,050.00	-	
Land and Land Improvements		-	-	-	-	-	-	-	-	-		
Land	201	-	-	-	-	-	-	-	-	-		
Land Improvements, etc	202	-	-	-	-	-	-	-	-	-		
Runways/Taxiways	203	-	-	-	-	-	-	-	-	-		
Railways	204	-	-	-	-	-	-	-	-	-		
Electrification, Power and Energy Structures	205	-	-	-	-	-	-	-	-	-		
Buildings		-	-	-	-	-	-	-	-	-		
Office Buildings	211	-	-	-	-	-	-	-	-	-		
School Buildings, etc.	212	-	-	-	-	-	-	-	-	-		
Hospitals and Health Centers	213	-	-	-	-	-	-	-	-	-		
Markets and Slaughterhouses	214	-	-	-	-	-	-	-	-	-		
Other Structures	215	-	-	-	-	-	-	-	-	-		
Leasehold Improvements		-	-	-	-	-	-	-	-	-		
Leasehold Improvements, Land	218	-	-	-	-	-	-	-	-	-		
Leasehold Improvements, Buildings	219	-	-	-	-	-	-	-	-	-		
Other Leasehold Improvements	220	-	-	-	-	-	-	-	-	-		
Office Equipment, Furniture and Fixtures		-	-	-	-	-	-	-	-	-		
Office Equipment	221	-	-	-	-	-	-	-	-	-		
Furniture and Fixtures	222	-	-	-	-	-	-	-	-	-		
IT Equipment and Software, etc.	223	-	-	-	-	-	-	-	-	-		
Library Books	224	-	-	-	-	-	-	-	-	-		
Machinery and Equipment		-	-	-	-	-	-	-	-	-		
Machinery	226	-	-	-	-	-	-	-	-	-		
Agriculture, Fishery and Forestry Equipment	227	-	-	-	-	-	-	-	-	-		
Airport Equipment	228	-	-	-	-	-	-	-	-	-		
Communication Equipment	229	-	-	-	-	-	-	-	-	-		
Construction and Heavy Equipment	230	-	-	-	-	-	-	-	-	-		
Firefighting Equipment and Accessories	231	-	-	-	-	-	-	-	-	-		
Hospital Equipment	232	-	-	-	-	-	-	-	-	-		
Medical, Dental and Laboratory Equipment	233	-	-	-	-	-	-	-	-	-		
Military and Police Equipment	234	-	-	-	-	-	-	-	-	-		
Sports Equipment	235	-	-	-	-	-	-	-	-	-		
Technical and Scientific Equipment	236	-	1,386,550.00	-	1,386,550.00	-	-	1,386,550.00	1,386,550.00	-		
Other Machinery and Equipment, etc.	240	-	1,949,500.00	-	1,949,500.00	-	1,949,500.00	-	1,949,500.00	-		
Transportation Equipment		-	-	-	-	-	-	-	-	-		
Motor Vehicles	241	-	-	-	-	-	-	-	-	-		
Trains	242	-	-	-	-	-	-	-	-	-		
Aircrafts and Aircrafts Ground Equipment	243	-	-	-	-	-	-	-	-	-		
Watercrafts	244	-	-	-	-	-	-	-	-	-		
Other Transportation Equipment, etc	248	-	-	-	-	-	-	-	-	-		
Other Property, Plant and Equipment	250	-	-	-	-	-	-	-	-	-		
Public Infrastructures		-	-	-	-	-	-	-	-	-		
Roads, Highways and Bridges	251	-	-	-	-	-	-	-	-	-		
Parks, Plazas and Monuments	252	-	-	-	-	-	-	-	-	-		
Ports, Lighthouses and Harbors	253	-	-	-	-	-	-	-	-	-		


Artesian Wells, Reservoirs, Pumping Stations and Conduiyd	254	-	-	-	-	-	-	-	-	-	-	-	-
Irrigation, Canals and Laterals	255	-	-	-	-	-	-	-	-	-	-	-	-
Flood Controls	256	-	-	-	-	-	-	-	-	-	-	-	-
Waterways, Aqueducts, Seawalls, River Walls and Others	257	-	-	-	-	-	-	-	-	-	-	-	-
Other Public Infrastructures, etc.	260	-	-	-	-	-	-	-	-	-	-	-	-
Reforestation Projects-Upland	261	-	-	-	-	-	-	-	-	-	-	-	-
Reforestation Projects-Marshland/Swampland	262	-	-	-	-	-	-	-	-	-	-	-	-
<b>B. SPECIAL PURPOSE FUNDS</b>		-	1,433,474.43	684,049.43	-	2,117,523.86	-	1,433,474.43	684,049.43	-	2,117,523.86	-	-
Miscellaneous Personnel Benefits Fund		-	-	130,474.00		130,474.00	-	-	130,474.00		130,474.00	-	-
Terminal Leave Benefits		-	1,433,474.43	553,575.43		1,987,049.86	-	1,433,474.43	553,575.43		1,987,049.86	-	-
Pension and Gratuity Fund		-	-	-		-	-	-	-		-	-	-
Specify allotment class/object of expenditures		-	-	-		-	-	-	-		-	-	-
Contingent Fund		-	-	-		-	-	-	-		-	-	-
Specify allotment class/object of expenditures		-	-	-		-	-	-	-		-	-	-
Calamity Fund		-	-	-		-	-	-	-		-	-	-
Specify allotment class/object of expenditures		-	-	-		-	-	-	-		-	-	-
Priority Development Assistance Fund		-	-	-		-	-	-	-		-	-	-
Scholarship Expenses		-	-	-		-	-	-	-		-	-	-
Others (Please specify)		-	-	-		-	-	-	-		-	-	-
(SPF sequence in accordance with GAA)		-	-	-		-	-	-	-		-	-	-
<b>C. AUTOMATIC APPROPRIATIONS</b>		2,733,772.04	2,747,385.79	2,609,683.61	-	8,090,841.44	2,733,772.04	2,747,385.79	2,609,683.61	-	8,090,841.44	-	-
Retirement and Life Insurance Premium		2,733,772.04	2,747,385.79	2,609,683.61		8,090,841.44	2,733,772.04	2,747,385.79	2,609,683.61		8,090,841.44	-	-
Specify object of expenditures		-	-	-		-	-	-	-		-	-	-
Customs Duties and Taxes		-	-	-		-	-	-	-		-	-	-
Specify object of expenditures		-	-	-		-	-	-	-		-	-	-
Others (Pls. specify)		-	-	-		-	-	-	-		-	-	-
<b>TOTAL CURRENT YEAR BUDGET/APPROPRIATION</b>		<u>34,580,419.37</u>	<u>44,080,842.25</u>	<u>32,574,044.50</u>	<u>-</u>	<u>111,235,306.12</u>	<u>34,579,531.37</u>	<u>42,684,212.25</u>	<u>33,949,562.50</u>	<u>-</u>	<u>111,213,306.12</u>	<u>22,000.00</u>	
<b>II. PRIOR YEARS' BUDGET/CONTINUING APPROPRIATION</b>													
<b>D. Unreleased Appropriations</b>		-	100,000.00	-	-	100,000.00	-	100,000.00	-	-	100,000.00	-	-
<b>Personnel Services</b>		-	-	-	-	-	-	-	-	-	-	-	-
Salaries and Wages		-	-	-		-	-	-	-		-	-	-
Salaries and Wages - Regular	701	-	-	-		-	-	-	-		-	-	-
Salaries and Wages - Military/Uniformed	702	-	-	-		-	-	-	-		-	-	-
Salaries and Wages - Part-time	703	-	-	-		-	-	-	-		-	-	-
Salaries and Wages - Substitute	704	-	-	-		-	-	-	-		-	-	-
Salaries and Wages - Casual	705	-	-	-		-	-	-	-		-	-	-
Salaries and Wages - Contractual	706	-	-	-		-	-	-	-		-	-	-
<b>Maintenance &amp; Other Operating Expenses</b>		-	100,000	-	-	100,000	-	100,000	-	-	100,000.00	-	-
Travelling Expenses		-	-	-		-	-	-	-		-	-	-
Travel Expenses-Local	751	-	-	-		-	-	-	-		-	-	-
Travel Expenses-Foreign	752	-	-	-		-	-	-	-		-	-	-
Training and Scholarship Expenses		-	-	-		-	-	-	-		-	-	-
Training Expenses	753	-	-	-		-	-	-	-		-	-	-
Scholarship Expenses	754	-	100,000.00	-		100,000.00		100,000.00	-		100,000.00	-	-
Others (pls. specify)		-	-	-		-	-	-	-		-	-	-
Financial Expenses		-	-	-		-	-	-	-		-	-	-
Bank Charges	871	-	-	-		-	-	-	-		-	-	-
Commitments Fees	972	-	-	-		-	-	-	-		-	-	-
Debt Service Subsidy to GOCCs	973	-	-	-		-	-	-	-		-	-	-
Documentary Stamp Expenses	974	-	-	-		-	-	-	-		-	-	-
Interest Expenses	975	-	-	-		-	-	-	-		-	-	-
<b>Capital Outlays</b>		-	-	-	-	-	-	-	-	-	-	-	-
Office Buildings	211	-	-	-		-	-	-	-		-	-	-
School Buildings	212	-	-	-		-	-	-	-		-	-	-
Hospitals and Health Centers	213	-	-	-		-	-	-	-		-	-	-
Office Equipment	221	-	-	-		-	-	-	-		-	-	-
Furniture and Fixtures	222	-	-	-		-	-	-	-		-	-	-

IT Equipment and Software	223	-	-	-	-	-	-	-	-	-	-	-	-	-
Others (pls. specify)		-	-	-	-	-	-	-	-	-	-	-	-	-
<b>Special Purpose Fund</b>		-	-	-	-	-	-	-	-	-	-	-	-	-
Miscellaneous Personnel Benefits Fund		-	-	-	-	-	-	-	-	-	-	-	-	-
Specify allotment class/object of expenditures		-	-	-	-	-	-	-	-	-	-	-	-	-
Calamity Fund		-	-	-	-	-	-	-	-	-	-	-	-	-
Specify allotment class/object of expenditures		-	-	-	-	-	-	-	-	-	-	-	-	-
Priority Development Assistance Fund		-	-	-	-	-	-	-	-	-	-	-	-	-
Specify allotment class/object of expenditures		-	-	-	-	-	-	-	-	-	-	-	-	-
Others (pls. specify)		-	-	-	-	-	-	-	-	-	-	-	-	-
<b>E. Unobligated Allotment</b>		-	-	-	-	-	-	-	-	-	-	-	-	-
<b>Personnel Services</b>		-	-	-	-	-	-	-	-	-	-	-	-	-
Salaries and Wages		-	-	-	-	-	-	-	-	-	-	-	-	-
Salaries and Wages - Regular	701	-	-	-	-	-	-	-	-	-	-	-	-	-
Salaries and Wages - Contractual	706	-	-	-	-	-	-	-	-	-	-	-	-	-
Others (pls. specify)		-	-	-	-	-	-	-	-	-	-	-	-	-
<b>Maintenance &amp; Other Operating Expenses</b>		-	-	-	-	-	-	-	-	-	-	-	-	-
Travelling Expenses		-	-	-	-	-	-	-	-	-	-	-	-	-
Travel Expenses-Local	751	-	-	-	-	-	-	-	-	-	-	-	-	-
Travel Expenses-Foreign	752	-	-	-	-	-	-	-	-	-	-	-	-	-
Training and Scholarship Expenses		-	-	-	-	-	-	-	-	-	-	-	-	-
Training Expenses	753	-	-	-	-	-	-	-	-	-	-	-	-	-
Others (pls. specify)		-	-	-	-	-	-	-	-	-	-	-	-	-
<b>Financial Expenses</b>		-	-	-	-	-	-	-	-	-	-	-	-	-
Bank Charges	871	-	-	-	-	-	-	-	-	-	-	-	-	-
Interest Expenses	975	-	-	-	-	-	-	-	-	-	-	-	-	-
<b>Capital Outlays</b>		-	-	-	-	-	-	-	-	-	-	-	-	-
Office Buildings	211	-	-	-	-	-	-	-	-	-	-	-	-	-
School Buildings	212	-	-	-	-	-	-	-	-	-	-	-	-	-
Hospitals and Health Centers	213	-	-	-	-	-	-	-	-	-	-	-	-	-
Office Equipment	221	-	-	-	-	-	-	-	-	-	-	-	-	-
Furniture and Fixtures	222	-	-	-	-	-	-	-	-	-	-	-	-	-
IT Equipment and Software	223	-	-	-	-	-	-	-	-	-	-	-	-	-
Others (pls. specify)		-	-	-	-	-	-	-	-	-	-	-	-	-
<b>Total PRIOR YEAR'S BUDGET/CONTINUING APPROPRIATION</b>		-	100,000.00	-	-	100,000.00	-	100,000.00	-	-	100,000.00	-	-	-
<b>GRAND TOTAL</b>		34,580,419.37	44,180,842.25	32,574,044.50	-	111,335,306.12	34,579,531.37	42,784,212.25	33,949,562.50	-	111,313,306.12	22,000.00	-	-

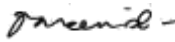
Certified Correct:

  
**MELAME B. VALENZUELA**  
 Budget Officer III  
 Date: October 9, 2013

Certified Correct:

  
**JOEY B. MONDERO, CPA**  
 Accountant III  
 Date: October 9, 2013

Approved By:

  
**RAMON G. ZARCENO, M.D., Ph.D., FPAFP**

SUC President II