


**QUARTERLY REPORT OF REVENUE AND OTHER RECEIPTS**  
**As at the Quarter Ending June 30, 2022**

Department : State Universities and Colleges (SUCs)  
 Agency : Iloilo State College of Fisheries  
 Operating Unit : < not applicable >  
 Organization Code (UACS) : 08 062 0000000  
 Fund Cluster : 05 - Internally Generated Funds


Classification/Sources of Revenue and Other Receipts	UACS CODE	REVENUE TARGET (Annual) per BESF	Actual Revenue and Other Receipts Collections					Cumulative Remittance/Deposits to Date			Variance		Remarks
			1st Quarter Ending March 31	2nd Quarter Ending June 30	3rd Quarter Ending Sept. 30	4th Quarter Ending Dec. 31	Total	Remittance to BTr	Deposited with AGDB	TOTAL	Amount	%	
1	2	3	4	5	6	7	8=[(6+(-)7)-8+9]	9	10	11=(9+10)	12=(8-3)	13=(12/3)	14
<b>Internally Generated Funds</b>		142,249,000.00	7,917,522.36	8,038,277.54	0.00	0.00	15,955,799.90	0.00	0.00	0.00	(126,293,200.10)	-89 %	
<b>Non-Revenue Collections/Other Receipts</b>		142,249,000.00	7,917,522.36	8,038,277.54	0.00	0.00	15,955,799.90	0.00	0.00	0.00	(126,293,200.10)	-89 %	
<b>Cash Receipts</b>		142,249,000.00	7,917,522.36	8,038,277.54	0.00	0.00	15,955,799.90	0.00	0.00	0.00	(126,293,200.10)	-89 %	
<b>Non-Tax</b>		142,249,000.00	7,917,522.36	8,038,277.54	0.00	0.00	15,955,799.90	0.00	0.00	0.00	(126,293,200.10)	-89 %	
Registration Fees	4020102000	1,500,000.00	307,025.00	302,730.00	0.00	0.00	609,755.00	0.00	0.00	0.00	(890,245.00)	-59 %	
Clearance Fees	4020104001	216,000.00	1,000.00	9,850.00	0.00	0.00	10,850.00	0.00	0.00	0.00	(205,150.00)	-95 %	
Other Service Income	4020199099	3,500,000.00	415,292.00	849,541.33	0.00	0.00	1,264,833.33	0.00	0.00	0.00	(2,235,166.67)	-64 %	
Tuition Fees	4020201001	73,720,000.00	4,663,986.92	4,844,550.02	0.00	0.00	9,508,536.94	0.00	0.00	0.00	(64,211,463.06)	-87 %	
Income Collected from Students	4020201002	59,335,000.00	1,508,089.06	1,453,179.00	0.00	0.00	2,961,268.06	0.00	0.00	0.00	(56,373,731.94)	-95 %	
Rent/Lease Income	4020205000	1,000,000.00	30,430.00	54,065.50	0.00	0.00	84,495.50	0.00	0.00	0.00	(915,504.50)	-92 %	
Income from Hostels/Dormitories and other Like facilities	4020213000	978,000.00	11,903.48	14,276.13	0.00	0.00	26,179.61	0.00	0.00	0.00	(951,820.39)	-97 %	
Other Business Income	4020299099	2,000,000.00	979,795.90	510,085.56	0.00	0.00	1,489,881.46	0.00	0.00	0.00	(510,118.54)	-26 %	
<b>TOTAL</b>		142,249,000.00	7,917,522.36	8,038,277.54	0.00	0.00	15,955,799.90	0.00	0.00	0.00	(126,293,200.10)	-89 %	

This report was generated using the Unified Reporting System on 29/07/2022 09:07 version.FAR5.1.1 ; Status : SUBMITTED


Certified Correct:

  
 ATTY. JOEY B. MONDERO, CPA  
 Accountant III/FMO

Recommending Approval:

  
 JOHNNY B. DOLOR, Ed.D.  
 Vice President for Administrative Affairs

Approved By:

  
 NORDY D. SIASON JR., Ed.D. CESO VI  
 SUC President II