

MONTHLY REPORT OF DISBURSEMENTS

For the month of May 2022

Department State Universities and Colleges (SUCs)
Agency/Entity Iloilo State College of Fisheries
Operating Unit < not applicable >
Organization Code (UACS) 08 062 0000000
Fund Cluster 01 Regular Agency Fund

Particulars	Current Year Budget					Prior Year's Budget					
	PS	MOOE	FinEx	CO	TOTAL	Prior Year's Accounts Payable					PS
						PS	MOOE	FinEx	CO	Sub-Total	
1	2	3	4	5	6=(2+3+4+5)	7	8	9	10	11=(7+8+9+10)	12
CASH DISBURSEMENTS	24,002,194.91	2,136,566.35	0.00	3,801,241.26	29,940,002.52	0.00	126,348.51	0.00	167,500.00	293,848.51	0.00
Notice of Cash Allocation (NCA)	24,002,194.91	2,136,566.35	0.00	3,801,241.26	29,940,002.52	0.00	126,348.51	0.00	167,500.00	293,848.51	0.00
MDS Checks Issued	8,684,773.64	1,113,668.48	0.00	2,399,680.48	12,198,122.60	0.00	0.00	0.00	167,500.00	167,500.00	0.00
Advice to Debit Account	15,317,421.27	1,022,897.87	0.00	1,401,560.78	17,741,879.92	0.00	126,348.51	0.00	0.00	126,348.51	0.00
Notice of Transfer Allocations (NTA)	0.00	0.00	0.00	0.00	0.00	0.00	0.00	0.00	0.00	0.00	0.00
MDS Checks Issued	0.00	0.00	0.00	0.00	0.00	0.00	0.00	0.00	0.00	0.00	0.00
Advice to Debit Account	0.00	0.00	0.00	0.00	0.00	0.00	0.00	0.00	0.00	0.00	0.00
Working Fund for FAPs	0.00	0.00	0.00	0.00	0.00	0.00	0.00	0.00	0.00	0.00	0.00
Cash Disbursement Ceiling (CDC)	0.00	0.00	0.00	0.00	0.00	0.00	0.00	0.00	0.00	0.00	0.00
TOTAL CASH DISBURSEMENTS	24,002,194.91	2,136,566.35	0.00	3,801,241.26	29,940,002.52	0.00	126,348.51	0.00	167,500.00	293,848.51	0.00
NON-CASH DISBURSEMENTS	1,322,181.92	52,824.27	0.00	311,326.33	1,686,332.52	0.00	4,541.61	0.00	12,500.00	17,041.61	0.00
Tax Remittance Advices Issued (TRA)	1,322,181.92	52,824.27	0.00	311,326.33	1,686,332.52	0.00	4,541.61	0.00	12,500.00	17,041.61	0.00
Non-Cash Availment Authority (NCAA)	0.00	0.00	0.00	0.00	0.00	0.00	0.00	0.00	0.00	0.00	0.00
Disbursements effected through outright deductions from claims (please specify...)	0.00	0.00	0.00	0.00	0.00	0.00	0.00	0.00	0.00	0.00	0.00
Overpayment of expenses(e.g. personnel benefits)	0.00	0.00	0.00	0.00	0.00	0.00	0.00	0.00	0.00	0.00	0.00
Restitution for loss of government property	0.00	0.00	0.00	0.00	0.00	0.00	0.00	0.00	0.00	0.00	0.00
Liquidated damages and similar claims	0.00	0.00	0.00	0.00	0.00	0.00	0.00	0.00	0.00	0.00	0.00
Others (TEF, BII-Documentary Stamp Tax, etc.)	0.00	0.00	0.00	0.00	0.00	0.00	0.00	0.00	0.00	0.00	0.00
TOTAL NON-CASH DISBURSEMENTS	1,322,181.92	52,824.27	0.00	311,326.33	1,686,332.52	0.00	4,541.61	0.00	12,500.00	17,041.61	0.00
GRAND TOTAL	25,324,376.83	2,189,390.62	0.00	4,112,567.59	31,626,335.04	0.00	130,890.12	0.00	180,000.00	310,890.12	0.00


SUMMARY

Particulars (1)	Previous Report (2)	This Month (3)	As at Date (4)
Total Disbursement Authorities Received	92,301,558.31	35,467,374.13	127,768,932.44
NCA	86,490,530.00	33,764,000.00	120,254,530.00
NTA	0.00	0.00	0.00
Working Fund	0.00	0.00	0.00
TRA	5,811,028.31	1,703,374.13	7,514,402.44
CDC	0.00	0.00	0.00
NCAA	0.00	0.00	0.00
Less: Notice of Transfer of Allocations (NTA)* issued	0.00	0.00	0.00
Total Disbursement Authorities Available	92,301,558.31	35,467,374.13	127,768,932.44
Less:	0.00	0.00	0.00
Lapsed NCA	331.12	0.00	331.12
Disbursements	75,695,037.63	31,937,225.16	107,632,262.79
Less: Other Non-Cash Disbursements	0.00	0.00	0.00
Disbursements effected through outright deductions from claims	0.00	0.00	0.00
Overpayment of expenses(e.g. personnel benefits)	0.00	0.00	0.00
Restitution for loss of government property	0.00	0.00	0.00
Liquidated damages and similar claims	0.00	0.00	0.00
Others (e.g. TEF, BTr, Docs Stamp, etc.)	0.00	0.00	0.00
Add/Less: Adjustments (e.g. cancelled/staled checks)	0.00	0.00	0.00
Balance of Disbursement Authorities as at date	16,606,189.56	3,530,148.97	20,136,338.53
Total Disbursements Program	92,301,558.31	35,467,374.13	127,768,932.44
Less: *Actual Disbursements	75,695,037.63	31,937,225.16	107,632,262.79
(Over)/Under spending	16,606,520.68	3,530,148.97	20,136,669.65

Notes: * The use of NTA is discouraged


Notes: ** Amounts should tally with the grand total disbursemnt (column 27).

Certified Correct:




ATTY JOE B. MONDERO, CPA
 Accountant III
 Date: JUNE 9, 2022

Recommending Approval:



JOHNNY B. DOLOR, EdD.
 VP-Administrative Affairs
 Date: JUNE 9, 2022

Approved By:



NORDY D. SIASON, Jr., EdD., CESO VI
 SUC President II
 Date: JUNE 9, 2022

Current Year's Accounts Payable				TOTAL	SUB-TOTAL	Trust Liabilities				Grand Total					Remarks
MOOE	FinEx	CO	Sub-Total			PS	MOOE	CO	TOTAL	PS	MOOE	FinEx	CO	TOTAL	
13	14	15	16=(12+13+14+15)	17=(11+16)	18=(6+17)	19	20	21	22=(19+20+21)	23	24	25	26	27=(23+24+25+26)	28
0.00	0.00	0.00	0.00	293,848.51	30,233,851.03	0.00	0.00	0.00	0.00	24,002,194.91	2,262,914.86	0.00	3,968,741.26	30,233,851.03	
0.00	0.00	0.00	0.00	293,848.51	30,233,851.03	0.00	0.00	0.00	0.00	24,002,194.91	2,262,914.86	0.00	3,968,741.26	30,233,851.03	
0.00	0.00	0.00	0.00	167,500.00	12,365,622.60	0.00	0.00	0.00	0.00	8,684,773.64	1,113,668.48	0.00	2,567,180.48	12,365,622.60	
0.00	0.00	0.00	0.00	126,348.51	17,868,228.43	0.00	0.00	0.00	0.00	15,317,421.27	1,149,246.38	0.00	1,401,560.78	17,868,228.43	
0.00	0.00	0.00	0.00	0.00	0.00	0.00	0.00	0.00	0.00	0.00	0.00	0.00	0.00	0.00	
0.00	0.00	0.00	0.00	0.00	0.00	0.00	0.00	0.00	0.00	0.00	0.00	0.00	0.00	0.00	
0.00	0.00	0.00	0.00	0.00	0.00	0.00	0.00	0.00	0.00	0.00	0.00	0.00	0.00	0.00	
0.00	0.00	0.00	0.00	0.00	0.00	0.00	0.00	0.00	0.00	0.00	0.00	0.00	0.00	0.00	
0.00	0.00	0.00	0.00	0.00	0.00	0.00	0.00	0.00	0.00	0.00	0.00	0.00	0.00	0.00	
0.00	0.00	0.00	0.00	293,848.51	30,233,851.03	0.00	0.00	0.00	0.00	24,002,194.91	2,262,914.86	0.00	3,968,741.26	30,233,851.03	
0.00	0.00	0.00	0.00	17,041.61	1,703,374.13	0.00	0.00	0.00	0.00	1,322,181.92	57,365.88	0.00	323,826.33	1,703,374.13	
0.00	0.00	0.00	0.00	17,041.61	1,703,374.13	0.00	0.00	0.00	0.00	1,322,181.92	57,365.88	0.00	323,826.33	1,703,374.13	
0.00	0.00	0.00	0.00	0.00	0.00	0.00	0.00	0.00	0.00	0.00	0.00	0.00	0.00	0.00	
0.00	0.00	0.00	0.00	0.00	0.00	0.00	0.00	0.00	0.00	0.00	0.00	0.00	0.00	0.00	
0.00	0.00	0.00	0.00	0.00	0.00	0.00	0.00	0.00	0.00	0.00	0.00	0.00	0.00	0.00	
0.00	0.00	0.00	0.00	0.00	0.00	0.00	0.00	0.00	0.00	0.00	0.00	0.00	0.00	0.00	
0.00	0.00	0.00	0.00	0.00	0.00	0.00	0.00	0.00	0.00	0.00	0.00	0.00	0.00	0.00	
0.00	0.00	0.00	0.00	0.00	0.00	0.00	0.00	0.00	0.00	0.00	0.00	0.00	0.00	0.00	
0.00	0.00	0.00	0.00	17,041.61	1,703,374.13	0.00	0.00	0.00	0.00	1,322,181.92	57,365.88	0.00	323,826.33	1,703,374.13	
0.00	0.00	0.00	0.00	310,890.12	31,937,225.16	0.00	0.00	0.00	0.00	25,324,376.83	2,320,280.74	0.00	4,292,567.59	31,937,225.16	

