

MONTHLY REPORT OF DISBURSEMENTS

For the month of December 2022

Department : State Universities and Colleges (SUCs)
 Agency/Entity : Iloilo State College of Fisheries
 Operating Unit : < not applicable >
 Organization Code (IACS) : 08 062 0000000
 Fund Cluster : 01 Regular Agency Fund

Particulars	Current Year Budget					Prior Year's Budget							
	PS	MOOE	FinEx	CO	TOTAL	Prior Year's Accounts Payable					Current Year's Account		
						PS	MOOE	FinEx	CO	Sub-Total	PS	MOOE	FinEx
1	2	3	4	5	6=(2+3+4+5)	7	8	9	10	11=(7+8+9+10)	12	13	14
CASH DISBURSEMENTS	50,870,036.05	5,203,352.00	0.00	6,874,455.09	62,947,843.14	0.00	5,000.00	0.00	6,612,745.53	6,617,745.53	0.00	0.00	0.00
Notice of Cash Allocation (NCA)	50,870,036.05	5,203,352.00	0.00	6,874,455.09	62,947,843.14	0.00	5,000.00	0.00	6,612,745.53	6,617,745.53	0.00	0.00	0.00
MDS Checks Issued	22,772,797.40	3,074,548.69	0.00	3,981,401.37	29,828,747.46	0.00	0.00	0.00	443,859.70	443,859.70	0.00	0.00	0.00
Advice to Debit Account	28,097,238.65	2,128,803.31	0.00	2,893,053.72	33,119,095.68	0.00	5,000.00	0.00	6,168,885.83	6,173,885.83	0.00	0.00	0.00
Notice of Transfer Allocations (NTA)	0.00	0.00	0.00	0.00	0.00	0.00	0.00	0.00	0.00	0.00	0.00	0.00	0.00
MDS Checks Issued	0.00	0.00	0.00	0.00	0.00	0.00	0.00	0.00	0.00	0.00	0.00	0.00	0.00
Advice to Debit Account	0.00	0.00	0.00	0.00	0.00	0.00	0.00	0.00	0.00	0.00	0.00	0.00	0.00
Working Fund for FAPs	0.00	0.00	0.00	0.00	0.00	0.00	0.00	0.00	0.00	0.00	0.00	0.00	0.00
Cash Disbursement Ceiling (CDC)	0.00	0.00	0.00	0.00	0.00	0.00	0.00	0.00	0.00	0.00	0.00	0.00	0.00
TOTAL CASH DISBURSEMENTS	50,870,036.05	5,203,352.00	0.00	6,874,455.09	62,947,843.14	0.00	5,000.00	0.00	6,612,745.53	6,617,745.53	0.00	0.00	0.00
NON-CASH DISBURSEMENTS	3,331,192.47	166,447.94	0.00	789,233.03	4,286,873.44	0.00	0.00	0.00	33,423.42	33,423.42	0.00	0.00	0.00
Tax Remittance Advices Issued (TRA)	3,331,192.47	166,447.94	0.00	789,233.03	4,286,873.44	0.00	0.00	0.00	33,423.42	33,423.42	0.00	0.00	0.00
Non-Cash Availment Authority (NCAA)	0.00	0.00	0.00	0.00	0.00	0.00	0.00	0.00	0.00	0.00	0.00	0.00	0.00
Disbursements effected through outright deductions from claims (please specify...)	0.00	0.00	0.00	0.00	0.00	0.00	0.00	0.00	0.00	0.00	0.00	0.00	0.00
Overpayment of expenses(e.g. personnel benefits)	0.00	0.00	0.00	0.00	0.00	0.00	0.00	0.00	0.00	0.00	0.00	0.00	0.00
Restitution for loss of government property	0.00	0.00	0.00	0.00	0.00	0.00	0.00	0.00	0.00	0.00	0.00	0.00	0.00
Liquidated damages and similar claims	0.00	0.00	0.00	0.00	0.00	0.00	0.00	0.00	0.00	0.00	0.00	0.00	0.00
Others(TEF, BTr-Documentary Stamp Tax, etc.)	0.00	0.00	0.00	0.00	0.00	0.00	0.00	0.00	0.00	0.00	0.00	0.00	0.00
TOTAL NON-CASH DISBURSEMENTS	3,331,192.47	166,447.94	0.00	789,233.03	4,286,873.44	0.00	0.00	0.00	33,423.42	33,423.42	0.00	0.00	0.00
GRAND TOTAL	54,201,228.52	5,369,799.94	0.00	7,663,688.12	67,234,716.58	0.00	5,000.00	0.00	6,646,168.95	6,651,168.95	0.00	0.00	0.00


SUMMARY

Particulars (1)	Previous Report (2)	This Month (3)	As at Date (4)
Total Disbursement Authorities Received	296,142,909.33	51,755,832.86	347,898,742.19
NCA	277,479,799.00	47,435,536.00	324,915,335.00
NTA	0.00	0.00	0.00
Working Fund	0.00	0.00	0.00
TRA	18,663,110.33	4,320,296.86	22,983,407.19
CDC	0.00	0.00	0.00
NCAA	0.00	0.00	0.00
Less: Notice of Transfer of Allocations (NTA)* issued	0.00	0.00	0.00
Total Disbursement Authorities Available	296,142,909.33	51,755,832.86	347,898,742.19
Less:	0.00	0.00	0.00
Lapsed NCA	1,475.77	0.00	1,475.77
Disbursements	272,655,061.61	73,885,885.53	346,540,947.14
Less: Other Non-Cash Disbursements	0.00	0.00	0.00
Disbursements effected through outright deductions from claims	0.00	0.00	0.00
Overpayment of expenses(e.g. personnel benefits)	0.00	0.00	0.00
Restitution for loss of government property	0.00	0.00	0.00
Liquidated damages and similar claims	0.00	0.00	0.00
Others (e.g. TEF, BTr, Docs Stamp, etc.)	0.00	0.00	0.00
Add/Less: Adjustments (e.g. cancelled/staled checks)	0.00	0.00	0.00
Balance of Disbursement Authorities as at date	23,486,371.95	(22,130,052.67)	1,356,319.28
Total Disbursements Program	296,142,909.34	51,755,832.86	347,898,742.20
Less: *Actual Disbursements	272,655,061.61	73,885,885.53	346,540,947.14
(Over)/Under spending	23,487,847.73	(22,130,052.67)	1,357,795.06


Notes: * The use of NTA is discouraged
Notes: ** Amounts should tally with the grand total disbursemnt (column

This report was generated using the Unified Reporting System on 28/01/2023 14:54 version.FAR4.1.2 ; Status : SUBMITTED

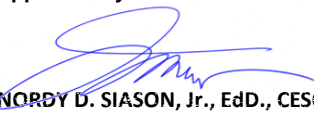
Certified Correct:


ATTY JOEY B. MONDERO, CPA
 Accountant III

Recommending Approval:


JOHNNY B. DOLOR, EdD.
 VP-Administrative Affairs

Approved By:


NORDY D. SIASON, Jr., EdD., CESO VI
 SUC President II

Department : State
 Agency/Entity : Iloilo
 Operating Unit : < not
 Organization Code : 08 06:
 (IACS)
 Fund Cluster : 01 Re

Particulars	Accounts Payable		TOTAL	SUB-TOTAL	Trust Liabilities				Grand Total					Remarks
	CO	Sub-Total			PS	MOOE	CO	TOTAL	PS	MOOE	FinEx	CO	TOTAL	
	15	16=(12+13+14+15)	17=(11+16)	18=(6+17)	19	20	21	22=(19+20+21)	23	24	25	26	27=(23+24+25+26)	
CASH DISBURSEMENTS	0.00	0.00	6,617,745.53	69,565,588.67	0.00	0.00	0.00	0.00	50,870,036.05	5,208,352.00	0.00	13,487,200.62	69,565,588.67	
Notice of Cash Allocation (NCA)	0.00	0.00	6,617,745.53	69,565,588.67	0.00	0.00	0.00	0.00	50,870,036.05	5,208,352.00	0.00	13,487,200.62	69,565,588.67	
MDS Checks Issued	0.00	0.00	443,859.70	30,272,607.16	0.00	0.00	0.00	0.00	22,772,797.40	3,074,548.69	0.00	4,425,261.07	30,272,607.16	
Advice to Debit Account	0.00	0.00	6,173,885.83	39,292,981.51	0.00	0.00	0.00	0.00	28,097,238.65	2,133,803.31	0.00	9,061,939.55	39,292,981.51	
Notice of Transfer Allocations (NTA)	0.00	0.00	0.00	0.00	0.00	0.00	0.00	0.00	0.00	0.00	0.00	0.00	0.00	
MDS Checks Issued	0.00	0.00	0.00	0.00	0.00	0.00	0.00	0.00	0.00	0.00	0.00	0.00	0.00	
Advice to Debit Account	0.00	0.00	0.00	0.00	0.00	0.00	0.00	0.00	0.00	0.00	0.00	0.00	0.00	
Working Fund for FAPs	0.00	0.00	0.00	0.00	0.00	0.00	0.00	0.00	0.00	0.00	0.00	0.00	0.00	
Cash Disbursement Ceiling (CDC)	0.00	0.00	0.00	0.00	0.00	0.00	0.00	0.00	0.00	0.00	0.00	0.00	0.00	
TOTAL CASH DISBURSEMENTS	0.00	0.00	6,617,745.53	69,565,588.67	0.00	0.00	0.00	0.00	50,870,036.05	5,208,352.00	0.00	13,487,200.62	69,565,588.67	
NON-CASH DISBURSEMENTS	0.00	0.00	33,423.42	4,320,296.86	0.00	0.00	0.00	0.00	3,331,192.47	166,447.94	0.00	822,656.45	4,320,296.86	
Tax Remittance Advices Issued (TRA)	0.00	0.00	33,423.42	4,320,296.86	0.00	0.00	0.00	0.00	3,331,192.47	166,447.94	0.00	822,656.45	4,320,296.86	
Non-Cash Availment Authority (NCAA)	0.00	0.00	0.00	0.00	0.00	0.00	0.00	0.00	0.00	0.00	0.00	0.00	0.00	
Disbursements effected through outright deductions from claims (please specify...)	0.00	0.00	0.00	0.00	0.00	0.00	0.00	0.00	0.00	0.00	0.00	0.00	0.00	
Overpayment of expenses(e.g. personnel benefits)	0.00	0.00	0.00	0.00	0.00	0.00	0.00	0.00	0.00	0.00	0.00	0.00	0.00	
Restitution for loss of government property	0.00	0.00	0.00	0.00	0.00	0.00	0.00	0.00	0.00	0.00	0.00	0.00	0.00	
Liquidated damages and similar claims	0.00	0.00	0.00	0.00	0.00	0.00	0.00	0.00	0.00	0.00	0.00	0.00	0.00	
Others(TEF, BTr-Documentary Stamp Tax, etc.)	0.00	0.00	0.00	0.00	0.00	0.00	0.00	0.00	0.00	0.00	0.00	0.00	0.00	
TOTAL NON-CASH DISBURSEMENTS	0.00	0.00	33,423.42	4,320,296.86	0.00	0.00	0.00	0.00	3,331,192.47	166,447.94	0.00	822,656.45	4,320,296.86	
GRAND TOTAL	0.00	0.00	6,651,168.95	73,885,885.53	0.00	0.00	0.00	0.00	54,201,228.52	5,374,799.94	0.00	14,309,857.07	73,885,885.53	

SUMMARY

P:

Total Disbursement Authorities Rece
 NCA
 NTA
 Working Fund
 TRA
 CDC
 NCAA
 Less: Notice of Transfer of Allocation
 Total Disbursement Authorities Avail
 Less:
 Lapsed NCA
 Disbursements
 Less: Other Non-Cash Disbursemer
 Disbursements effected through o
 Overpayment of expenses(e.g. p
 Restitution for loss of governmen
 Liquidated damages and similar c
 Others (e.g. TEF, BTr, Docs Stam
 Add/Less: Adjustments (e.g. cancell
 Balance of Disbursement Authorities
 Total Disbursements Program
 Less: *Actual Disbursements
 (Over)/Under spending
Notes: * The use of NTA is discour
Notes: ** Amounts should tally wit
 This report was generated using the l

Certified Correct:



ATTY JOEY B. MONDERO, CPA
Accountant III