

STATEMENT OF APPROPRIATIONS, ALLOTMENTS, OBLIGATIONS, DISBURSEMENTS AND BALANCES

As at the Quarter Ending June 30, 2022

Department: State Universities and Colleges (SUCs)
 Agency: Iloilo State College of Fisheries
 Operating Unit: < not applicable >
 Organization Code: 08 062 0000000
 Fund Cluster: 01 Regular Agency Fund


(e.g. UACS Fund Cluster: 01-Regular Agency Fund, 02-Foreign Assisted Projects Fund, 03-Special Account-Locally Funded/Domestic Grants Fund, and 04-Special Account-Foreign Assisted/Foreign Grants Fund)

Particulars	UACS CODE	Appropriations			Allotments					Current Year Obligations		
		Authorized Appropriations	Adjustments (Transfer To/From, Realignment)	Adjusted Appropriations	Allotments Received	Adjustments (Withdrawal, Realignment)	Transfer To	Transfer From	Adjusted Total Allotments	1st Quarter Ending March 31	2nd Quarter Ending June 30	3rd Quarter Ending Sept. 30
1	2	3	4	5=(3+4)	6	7	8	9	10=[{6+(-)7}-8+9]	11	12	13
I. Continuing Appropriations		22,485,800.00	0.00	22,485,800.00	22,485,800.00	0.00	0.00	0.00	22,485,800.00	919,609.45	17,338,398.38	0.00
I. Agency Specific Budget		22,485,800.00	0.00	22,485,800.00	22,485,800.00	0.00	0.00	0.00	22,485,800.00	919,609.45	17,338,398.38	0.00
General Administration and	100000000	104,000.00	0.00	104,000.00	104,000.00	0.00	0.00	0.00	104,000.00	0.00	0.00	0.00
General Management and	100000100	104,000.00	0.00	104,000.00	104,000.00	0.00	0.00	0.00	104,000.00	0.00	0.00	0.00
MOOE		104,000.00	0.00	104,000.00	104,000.00	0.00	0.00	0.00	104,000.00	0.00	0.00	0.00
Sub-Total, General Administration and Support		104,000.00	0.00	104,000.00	104,000.00	0.00	0.00	0.00	104,000.00	0.00	0.00	0.00
PS		0.00	0.00	0.00	0.00	0.00	0.00	0.00	0.00	0.00	0.00	0.00
MOOE		104,000.00	0.00	104,000.00	104,000.00	0.00	0.00	0.00	104,000.00	0.00	0.00	0.00
FinEx (if Applicable)		0.00	0.00	0.00	0.00	0.00	0.00	0.00	0.00	0.00	0.00	0.00
CO		0.00	0.00	0.00	0.00	0.00	0.00	0.00	0.00	0.00	0.00	0.00
Operations	300000000	22,381,800.00	0.00	22,381,800.00	22,381,800.00	0.00	0.00	0.00	22,381,800.00	919,609.45	17,338,398.38	0.00
OO : Relevant and quality tertiary education ensured to		21,886,800.00	0.00	21,886,800.00	21,886,800.00	0.00	0.00	0.00	21,886,800.00	874,084.25	17,152,627.53	0.00
HIGHER EDUCATION		21,886,800.00	0.00	21,886,800.00	21,886,800.00	0.00	0.00	0.00	21,886,800.00	874,084.25	17,152,627.53	0.00
Provision of Higher Education	310100100	2,686,800.00	0.00	2,686,800.00	2,686,800.00	0.00	0.00	0.00	2,686,800.00	759,446.75	996,444.73	0.00
MOOE		2,686,800.00	0.00	2,686,800.00	2,686,800.00	0.00	0.00	0.00	2,686,800.00	759,446.75	996,444.73	0.00
Locally-Funded Project(s)		19,200,000.00	0.00	19,200,000.00	19,200,000.00	0.00	0.00	0.00	19,200,000.00	114,637.50	16,156,182.80	0.00
Rehabilitation of ICT and Industrial Technology Building, Barotac Nuevo Campus	310100200 060000	5,517,000.00	0.00	5,517,000.00	5,517,000.00	0.00	0.00	0.00	5,517,000.00	41,962.50	3,444,536.63	0.00
CO		5,517,000.00	0.00	5,517,000.00	5,517,000.00	0.00	0.00	0.00	5,517,000.00	41,962.50	3,444,536.63	0.00
Rehabilitation of Knowledge Management Hub (Library), Dingle Campus	310100200 061000	5,561,000.00	0.00	5,561,000.00	5,561,000.00	0.00	0.00	0.00	5,561,000.00	0.00	5,090,651.44	0.00
CO		5,561,000.00	0.00	5,561,000.00	5,561,000.00	0.00	0.00	0.00	5,561,000.00	0.00	5,090,651.44	0.00

Particulars	UACS CODE	Appropriations			Allotments					Current Year Obliga		
		Authorized Appropriations	Adjustments (Transfer To/From, Realignment)	Adjusted Appropriations	Allotments Received	Adjustments (Withdrawal, Realignment)	Transfer To	Transfer From	Adjusted Total Allotments	1st Quarter Ending March 31	2nd Quarter Ending June 30	3rd Quarter Ending Sept. 30
1	2	3	4	5=(3+4)	6	7	8	9	10=[(6+(-)7)-8+9]	11	12	13
Rehabilitation of Micro Laboratory Building, Main Tiwi Campus	310100200062000	2,711,000.00	0.00	2,711,000.00	2,711,000.00	0.00	0.00	0.00	2,711,000.00	0.00	2,709,944.73	0.00
CO		2,711,000.00	0.00	2,711,000.00	2,711,000.00	0.00	0.00	0.00	2,711,000.00	0.00	2,709,944.73	0.00
Completion of Classroom Agriculture Building, San Enrique Campus	310100200063000	5,411,000.00	0.00	5,411,000.00	5,411,000.00	0.00	0.00	0.00	5,411,000.00	72,675.00	4,911,050.00	0.00
CO		5,411,000.00	0.00	5,411,000.00	5,411,000.00	0.00	0.00	0.00	5,411,000.00	72,675.00	4,911,050.00	0.00
OO : Higher education research improved to promote economic productivity and RESEARCH PROGRAM		258,000.00	0.00	258,000.00	258,000.00	0.00	0.00	0.00	258,000.00	43,058.20	70,656.00	0.00
Conduct of Research Services	320200100	258,000.00	0.00	258,000.00	258,000.00	0.00	0.00	0.00	258,000.00	43,058.20	70,656.00	0.00
MOOE		258,000.00	0.00	258,000.00	258,000.00	0.00	0.00	0.00	258,000.00	43,058.20	70,656.00	0.00
OO : Community engagement TECHNICAL ADVISORY		237,000.00	0.00	237,000.00	237,000.00	0.00	0.00	0.00	237,000.00	2,467.00	115,114.85	0.00
Provision of Extension	330100100	237,000.00	0.00	237,000.00	237,000.00	0.00	0.00	0.00	237,000.00	2,467.00	115,114.85	0.00
MOOE		237,000.00	0.00	237,000.00	237,000.00	0.00	0.00	0.00	237,000.00	2,467.00	115,114.85	0.00
Sub-Total, Operations		22,381,800.00	0.00	22,381,800.00	22,381,800.00	0.00	0.00	0.00	22,381,800.00	919,609.45	17,338,398.38	0.00
PS		0.00	0.00	0.00	0.00	0.00	0.00	0.00	0.00	0.00	0.00	0.00
MOOE		3,181,800.00	0.00	3,181,800.00	3,181,800.00	0.00	0.00	0.00	3,181,800.00	804,971.95	1,182,215.58	0.00
FinEx (if Applicable)		0.00	0.00	0.00	0.00	0.00	0.00	0.00	0.00	0.00	0.00	0.00
CO		19,200,000.00	0.00	19,200,000.00	19,200,000.00	0.00	0.00	0.00	19,200,000.00	114,637.50	16,156,182.80	0.00
GRAND TOTAL		22,485,800.00	0.00	22,485,800.00	22,485,800.00	0.00	0.00	0.00	22,485,800.00	919,609.45	17,338,398.38	0.00
PS		0.00	0.00	0.00	0.00	0.00	0.00	0.00	0.00	0.00	0.00	0.00
MOOE		3,285,800.00	0.00	3,285,800.00	3,285,800.00	0.00	0.00	0.00	3,285,800.00	804,971.95	1,182,215.58	0.00
FinEx (if Applicable)		0.00	0.00	0.00	0.00	0.00	0.00	0.00	0.00	0.00	0.00	0.00
CO		19,200,000.00	0.00	19,200,000.00	19,200,000.00	0.00	0.00	0.00	19,200,000.00	114,637.50	16,156,182.80	0.00

This report was generated using the Unified Reporting System on 19/07/2022 13:07 version.FAR1.1.1 ; Status : APPROVAL


Certified Correct:


MELANIE B. VALENZUELA
Budget Officer III


Certified Correct:


ATTY. JOEY B. MONDERO, CPA
Accountant III/FMO

Recommending Approval:


JOHNNY B. DOLOR, Ed.D.
Vice President for Administrative Affairs

Approved by:


NORDY B. SIASON JR., Ed.D., CESO VI
SUC President

Department: State U
 Agency: Iloilo S
 Operating Unit: < not a
 Organization Code 08 062
 Fund Cluster: 01 Reg
 (e.g. U
 Fund,


	Current Year Appropriations
	Supplemental Appropriations
X	Continuing Appropriations

Particulars	Appropriations		Current Year Disbursements					Balances				
	4th Quarter Ending Dec. 31	TOTAL	1st Quarter Ending March 31	2nd Quarter Ending June 30	3rd Quarter Ending Sept. 30	4th Quarter Ending Dec. 31	TOTAL	Unreleased Appro	Unobligated Allotments	Unpaid Obligations		
										Due and Demandable	Not Yet Due and Demandable	
1	14	15=(11+12+13+14)	16	17	18	19	20=(16+17+18+19)	21=(5-10)	22=(10-15)	23	24	
I. Continuing Appropriations	0.00	18,258,007.83	919,609.45	7,856,934.24	0.00	0.00	8,776,543.69	0.00	4,227,792.17	9,481,464.14	0.00	
I. Agency Specific Budget	0.00	18,258,007.83	919,609.45	7,856,934.24	0.00	0.00	8,776,543.69	0.00	4,227,792.17	9,481,464.14	0.00	
General Administration and	0.00	0.00	0.00	0.00	0.00	0.00	0.00	0.00	104,000.00	0.00	0.00	
General Management and	0.00	0.00	0.00	0.00	0.00	0.00	0.00	0.00	104,000.00	0.00	0.00	
MOOE	0.00	0.00	0.00	0.00	0.00	0.00	0.00	0.00	104,000.00	0.00	0.00	
Sub-Total, General Administration and Support	0.00	0.00	0.00	0.00	0.00	0.00	0.00	0.00	104,000.00	0.00	0.00	
PS	0.00	0.00	0.00	0.00	0.00	0.00	0.00	0.00	0.00	0.00	0.00	
MOOE	0.00	0.00	0.00	0.00	0.00	0.00	0.00	0.00	104,000.00	0.00	0.00	
FinEx (if Applicable)	0.00	0.00	0.00	0.00	0.00	0.00	0.00	0.00	0.00	0.00	0.00	
CO	0.00	0.00	0.00	0.00	0.00	0.00	0.00	0.00	0.00	0.00	0.00	
Operations	0.00	18,258,007.83	919,609.45	7,856,934.24	0.00	0.00	8,776,543.69	0.00	4,123,792.17	9,481,464.14	0.00	
OO : Relevant and quality tertiary education ensured to	0.00	18,026,711.78	874,084.25	7,671,163.39	0.00	0.00	8,545,247.64	0.00	3,860,088.22	9,481,464.14	0.00	
HIGHER EDUCATION	0.00	18,026,711.78	874,084.25	7,671,163.39	0.00	0.00	8,545,247.64	0.00	3,860,088.22	9,481,464.14	0.00	
Provision of Higher Education	0.00	1,755,891.48	759,446.75	996,444.73	0.00	0.00	1,755,891.48	0.00	930,908.52	0.00	0.00	
MOOE	0.00	1,755,891.48	759,446.75	996,444.73	0.00	0.00	1,755,891.48	0.00	930,908.52	0.00	0.00	
Locally-Funded Project(s)	0.00	16,270,820.30	114,637.50	6,674,718.66	0.00	0.00	6,789,356.16	0.00	2,929,179.70	9,481,464.14	0.00	
Rehabilitation of ICT and Industrial Technology Building, Barotac Nuevo Campus	0.00	3,486,499.13	41,962.50	514,160.49	0.00	0.00	556,122.99	0.00	2,030,500.87	2,930,376.14	0.00	
CO	0.00	3,486,499.13	41,962.50	514,160.49	0.00	0.00	556,122.99	0.00	2,030,500.87	2,930,376.14	0.00	
Rehabilitation of Knowledge Management Hub (Library), Dingle Campus	0.00	5,090,651.44	0.00	2,619,563.44	0.00	0.00	2,619,563.44	0.00	470,348.56	2,471,088.00	0.00	
CO	0.00	5,090,651.44	0.00	2,619,563.44	0.00	0.00	2,619,563.44	0.00	470,348.56	2,471,088.00	0.00	

Particulars	Disbursements		Current Year Disbursements					Balances			
	4th Quarter Ending Dec. 31	TOTAL	1st Quarter Ending March 31	2nd Quarter Ending June 30	3rd Quarter Ending Sept. 30	4th Quarter Ending Dec. 31	TOTAL	Unreleased Appro	Unobligated Allotments	Unpaid Obligations	
										Due and Demandable	Not Yet Due and Demandable
1	14	15=(11+12+13+14)	16	17	18	19	20=(16+17+18+19)	21=(5-10)	22=(10-15)	23	24
Rehabilitation of Micro Laboratory Building, Main Tiwi Campus	0.00	2,709,944.73	0.00	2,709,944.73	0.00	0.00	2,709,944.73	0.00	1,055.27	0.00	0.00
CO	0.00	2,709,944.73	0.00	2,709,944.73	0.00	0.00	2,709,944.73	0.00	1,055.27	0.00	0.00
Completion of Classroom Agriculture Building, San Enrique Campus	0.00	4,983,725.00	72,675.00	831,050.00	0.00	0.00	903,725.00	0.00	427,275.00	4,080,000.00	0.00
CO	0.00	4,983,725.00	72,675.00	831,050.00	0.00	0.00	903,725.00	0.00	427,275.00	4,080,000.00	0.00
OO : Higher education research improved to promote economic productivity and RESEARCH PROGRAM	0.00	113,714.20	43,058.20	70,656.00	0.00	0.00	113,714.20	0.00	144,285.80	0.00	0.00
Conduct of Research Services	0.00	113,714.20	43,058.20	70,656.00	0.00	0.00	113,714.20	0.00	144,285.80	0.00	0.00
MOOE	0.00	113,714.20	43,058.20	70,656.00	0.00	0.00	113,714.20	0.00	144,285.80	0.00	0.00
OO : Community engagement TECHNICAL ADVISORY	0.00	117,581.85	2,467.00	115,114.85	0.00	0.00	117,581.85	0.00	119,418.15	0.00	0.00
Provision of Extension	0.00	117,581.85	2,467.00	115,114.85	0.00	0.00	117,581.85	0.00	119,418.15	0.00	0.00
MOOE	0.00	117,581.85	2,467.00	115,114.85	0.00	0.00	117,581.85	0.00	119,418.15	0.00	0.00
Sub-Total, Operations	0.00	18,258,007.83	919,609.45	7,856,934.24	0.00	0.00	8,776,543.69	0.00	4,123,792.17	9,481,464.14	0.00
PS	0.00	0.00	0.00	0.00	0.00	0.00	0.00	0.00	0.00	0.00	0.00
MOOE	0.00	1,987,187.53	804,971.95	1,182,215.58	0.00	0.00	1,987,187.53	0.00	1,194,612.47	0.00	0.00
FinEx (if Applicable)	0.00	0.00	0.00	0.00	0.00	0.00	0.00	0.00	0.00	0.00	0.00
CO	0.00	16,270,820.30	114,637.50	6,674,718.66	0.00	0.00	6,789,356.16	0.00	2,929,179.70	9,481,464.14	0.00
GRAND TOTAL	0.00	18,258,007.83	919,609.45	7,856,934.24	0.00	0.00	8,776,543.69	0.00	4,227,792.17	9,481,464.14	0.00
PS	0.00	0.00	0.00	0.00	0.00	0.00	0.00	0.00	0.00	0.00	0.00
MOOE	0.00	1,987,187.53	804,971.95	1,182,215.58	0.00	0.00	1,987,187.53	0.00	1,298,612.47	0.00	0.00
FinEx (if Applicable)	0.00	0.00	0.00	0.00	0.00	0.00	0.00	0.00	0.00	0.00	0.00
CO	0.00	16,270,820.30	114,637.50	6,674,718.66	0.00	0.00	6,789,356.16	0.00	2,929,179.70	9,481,464.14	0.00

This report was generated using tl


Certified Correct:


MELANIE B. VALENZUELA
 Budget Officer III


Certified Correct:


ATTY. JOEY B. MONDERO, CPA
 Accountant III/FMO

Recommending Approval:


JOHNNY B. DOLOR, Ed.D.
 Vice President for Administrative Affairs

Approved by:


NORDY D. SIASON JR., Ed.D., CESO VI
 SUC President