

STATEMENT OF APPROPRIATIONS, ALLOTMENTS, OBLIGATIONS, DISBURSEMENTS AND BALANCES

As at the Quarter Ending December 31, 2022

Department : State Universities and Colleges (SUCs)
 Agency/Entity : Iloilo State College of Fisheries
 Operating Unit : < not applicable >
 Organization Code : 08 062 0000000
 Fund Cluster : 01 Regular Agency Fund


(e.g. UACS Fund Cluster: 01-Regular Agency Fund, 02-Foreign Assisted Projects Fund, 03-Special Account-Locally Funded/Domestic Grants Fund, and 04-Special Account-Foreign Assisted

Particulars	UACS CODE	Appropriations			Allotments					Current Year Obliga		
		Authorized Appropriations	Adjustments (Transfer To/From, Realignment)	Adjusted Appropriations	Allotments Received	Adjustments (Withdrawal, Realignment)	Transfer To	Transfer From	Adjusted Total Allotments	1st Quarter Ending March 31	2nd Quarter Ending June 30	3rd Quarter Ending September 30
1	2	3	4	5=(3+4)	6	7	8	9	10=[(6+(-)7)-8+9]	11	12	13
I. Continuing Appropriations		22,485,800.00	0.00	22,485,800.00	22,485,800.00	0.00	0.00	0.00	22,485,800.00	882,609.69	17,338,398.38	624,069.22
I. Agency Specific Budget		22,485,800.00	0.00	22,485,800.00	22,485,800.00	0.00	0.00	0.00	22,485,800.00	882,609.69	17,338,398.38	624,069.22
General Administration and Support	100000000 000000 100000100	104,000.00	0.00	104,000.00	104,000.00	0.00	0.00	0.00	104,000.00	0.00	0.00	0.00
General Management and Supervision	100000100 001000	104,000.00	0.00	104,000.00	104,000.00	0.00	0.00	0.00	104,000.00	0.00	0.00	0.00
MOOE		104,000.00	0.00	104,000.00	104,000.00	0.00	0.00	0.00	104,000.00	0.00	0.00	0.00
Sub-Total, General Administration and Support		104,000.00	0.00	104,000.00	104,000.00	0.00	0.00	0.00	104,000.00	0.00	0.00	0.00
PS		0.00	0.00	0.00	0.00	0.00	0.00	0.00	0.00	0.00	0.00	0.00
MOOE		104,000.00	0.00	104,000.00	104,000.00	0.00	0.00	0.00	104,000.00	0.00	0.00	0.00
FinEx (if Applicable)		0.00	0.00	0.00	0.00	0.00	0.00	0.00	0.00	0.00	0.00	0.00
CO		0.00	0.00	0.00	0.00	0.00	0.00	0.00	0.00	0.00	0.00	0.00
Operations	300000000 000000	22,381,800.00	0.00	22,381,800.00	22,381,800.00	0.00	0.00	0.00	22,381,800.00	882,609.69	17,338,398.38	624,069.22
OO : Relevant and quality tertiary education ensured to achieve inclusive growth and access of poor but deserving students to quality tertiary education increased		21,886,800.00	0.00	21,886,800.00	21,886,800.00	0.00	0.00	0.00	21,886,800.00	880,142.69	17,152,627.53	347,792.02
HIGHER EDUCATION PROGRAM		21,886,800.00	0.00	21,886,800.00	21,886,800.00	0.00	0.00	0.00	21,886,800.00	880,142.69	17,152,627.53	347,792.02
Provision of Higher Education Services	310100100 001000	2,686,800.00	0.00	2,686,800.00	2,686,800.00	0.00	0.00	0.00	2,686,800.00	765,505.19	996,444.73	164,292.02
MOOE		2,686,800.00	0.00	2,686,800.00	2,686,800.00	0.00	0.00	0.00	2,686,800.00	765,505.19	996,444.73	164,292.02
Locally-Funded Project(s)		19,200,000.00	0.00	19,200,000.00	19,200,000.00	0.00	0.00	0.00	19,200,000.00	114,637.50	16,156,182.80	183,500.00
Rehabilitation of ICT and Industrial Technology Building, Barotac Nuevo Campus	310100200 060000	5,517,000.00	0.00	5,517,000.00	5,517,000.00	0.00	0.00	0.00	5,517,000.00	41,962.50	3,444,536.63	0.00
CO		5,517,000.00	0.00	5,517,000.00	5,517,000.00	0.00	0.00	0.00	5,517,000.00	41,962.50	3,444,536.63	0.00
Rehabilitation of Knowledge Management Hub (Library), Dingle Campus	310100200 061000	5,561,000.00	0.00	5,561,000.00	5,561,000.00	0.00	0.00	0.00	5,561,000.00	0.00	5,090,651.44	183,500.00
CO		5,561,000.00	0.00	5,561,000.00	5,561,000.00	0.00	0.00	0.00	5,561,000.00	0.00	5,090,651.44	183,500.00
Rehabilitation of Micro Laboratory Building, Main Tiwi Campus	310100200 062000	2,711,000.00	0.00	2,711,000.00	2,711,000.00	0.00	0.00	0.00	2,711,000.00	0.00	2,709,944.73	0.00

Particulars	UACS CODE	Appropriations			Allotments					Current Year Obliga		
		Authorized Appropriations	Adjustments (Transfer To/From, Realignment)	Adjusted Appropriations	Allotments Received	Adjustments (Withdrawal, Realignment)	Transfer To	Transfer From	Adjusted Total Allotments	1st Quarter Ending March 31	2nd Quarter Ending June 30	3rd Quarter Ending September 30
1	2	3	4	5=(3+4)	6	7	8	9	10=[(6+(-)7)-8+9]	11	12	13
CO		2,711,000.00	0.00	2,711,000.00	2,711,000.00	0.00	0.00	0.00	2,711,000.00	0.00	2,709,944.73	0.00
Completion of Classroom Agriculture Building, San Enrique Campus	310100200 063000	5,411,000.00	0.00	5,411,000.00	5,411,000.00	0.00	0.00	0.00	5,411,000.00	72,675.00	4,911,050.00	0.00
CO		5,411,000.00	0.00	5,411,000.00	5,411,000.00	0.00	0.00	0.00	5,411,000.00	72,675.00	4,911,050.00	0.00
OO : Higher education research improved to promote economic productivity and innovation		258,000.00	0.00	258,000.00	258,000.00	0.00	0.00	0.00	258,000.00	2,467.00	70,656.00	176,224.05
RESEARCH PROGRAM		258,000.00	0.00	258,000.00	258,000.00	0.00	0.00	0.00	258,000.00	2,467.00	70,656.00	176,224.05
Conduct of Research Services	320200100 001000	258,000.00	0.00	258,000.00	258,000.00	0.00	0.00	0.00	258,000.00	2,467.00	70,656.00	176,224.05
MOOE		258,000.00	0.00	258,000.00	258,000.00	0.00	0.00	0.00	258,000.00	2,467.00	70,656.00	176,224.05
OO : Community engagement increased		237,000.00	0.00	237,000.00	237,000.00	0.00	0.00	0.00	237,000.00	0.00	115,114.85	100,053.15
TECHNICAL ADVISORY EXTENSION PROGRAM		237,000.00	0.00	237,000.00	237,000.00	0.00	0.00	0.00	237,000.00	0.00	115,114.85	100,053.15
Provision of Extension Services	330100100 001000	237,000.00	0.00	237,000.00	237,000.00	0.00	0.00	0.00	237,000.00	0.00	115,114.85	100,053.15
MOOE		237,000.00	0.00	237,000.00	237,000.00	0.00	0.00	0.00	237,000.00	0.00	115,114.85	100,053.15
Sub-Total, Operations		22,381,800.00	0.00	22,381,800.00	22,381,800.00	0.00	0.00	0.00	22,381,800.00	882,609.69	17,338,398.38	624,069.22
PS		0.00	0.00	0.00	0.00	0.00	0.00	0.00	0.00	0.00	0.00	0.00
MOOE		3,181,800.00	0.00	3,181,800.00	3,181,800.00	0.00	0.00	0.00	3,181,800.00	767,972.19	1,182,215.58	440,569.22
FinEx (if Applicable)		0.00	0.00	0.00	0.00	0.00	0.00	0.00	0.00	0.00	0.00	0.00
CO		19,200,000.00	0.00	19,200,000.00	19,200,000.00	0.00	0.00	0.00	19,200,000.00	114,637.50	16,156,182.80	183,500.00
GRAND TOTAL		22,485,800.00	0.00	22,485,800.00	22,485,800.00	0.00	0.00	0.00	22,485,800.00	882,609.69	17,338,398.38	624,069.22
PS		0.00	0.00	0.00	0.00	0.00	0.00	0.00	0.00	0.00	0.00	0.00
MOOE		3,285,800.00	0.00	3,285,800.00	3,285,800.00	0.00	0.00	0.00	3,285,800.00	767,972.19	1,182,215.58	440,569.22
FinEx (if Applicable)		0.00	0.00	0.00	0.00	0.00	0.00	0.00	0.00	0.00	0.00	0.00
CO		19,200,000.00	0.00	19,200,000.00	19,200,000.00	0.00	0.00	0.00	19,200,000.00	114,637.50	16,156,182.80	183,500.00

This report was generated using the Unified Reporting System on January 27, 2023 14:38 PM version.FAR1.1.1 ; Status : SUBMITTED


Certified Correct:


MELANIE B. VALENZUELA
 Budget Officer III


Certified Correct:


ATTY. JOEY B. MONDERO, CPA
 Accountant III/FMO

Recommending Approval:


JOHNNY B. DOLOR, Ed.D.
 Vice President for Administrative Affairs

Approved by:


NURDY D. SIASON JR., Ed.D., CESO VI
 SUC President

Department : State Univer:
 Agency/Entity : Iloilo State C
 Operating Unit : < not applica
 Organization Code : 08 062 00000
 Fund Cluster : 01 Regular A
 (e.g. UACS F/Foreign Grants Fund)


	Current Year Appropriations
	Supplemental Appropriations
X	Continuing Appropriations

Particulars	appropriations		Current Year Disbursements					Balances				
	4th Quarter Ending December 31	TOTAL	1st Quarter Ending March 31	2nd Quarter Ending June 30	3rd Quarter Ending September 30	4th Quarter Ending December 31	TOTAL	Unreleased Appropriations	Unobligated Allotments	Unpaid Obligations (15-20)=(23+24)		
	14	15=(11+12+13+14)	16	17	18	19	20=(16+17+18+19)	21=(5-10)	22=(10-15)	Due and Demandable	Not Yet Due and Demandable	
I. Continuing Appropriations	2,999,449.69	21,844,526.98	882,609.69	7,856,934.24	2,971,585.22	5,916,038.34	17,627,167.49	0.00	641,273.02	4,217,359.49	0.00	
I. Agency Specific Budget	2,999,449.69	21,844,526.98	882,609.69	7,856,934.24	2,971,585.22	5,916,038.34	17,627,167.49	0.00	641,273.02	4,217,359.49	0.00	
General Administration and Support	98,779.00	98,779.00	0.00	0.00	0.00	98,779.00	98,779.00	0.00	5,221.00	0.00	0.00	
General Management and Supervision	98,779.00	98,779.00	0.00	0.00	0.00	98,779.00	98,779.00	0.00	5,221.00	0.00	0.00	
MOOE	98,779.00	98,779.00	0.00	0.00	0.00	98,779.00	98,779.00	0.00	5,221.00	0.00	0.00	
Sub-Total, General Administration and Support	98,779.00	98,779.00	0.00	0.00	0.00	98,779.00	98,779.00	0.00	5,221.00	0.00	0.00	
PS	0.00	0.00	0.00	0.00	0.00	0.00	0.00	0.00	0.00	0.00	0.00	
MOOE	98,779.00	98,779.00	0.00	0.00	0.00	98,779.00	98,779.00	0.00	5,221.00	0.00	0.00	
FinEx (if Applicable)	0.00	0.00	0.00	0.00	0.00	0.00	0.00	0.00	0.00	0.00	0.00	
CO	0.00	0.00	0.00	0.00	0.00	0.00	0.00	0.00	0.00	0.00	0.00	
Operations	2,900,670.69	21,745,747.98	882,609.69	7,856,934.24	2,971,585.22	5,817,259.34	17,528,388.49	0.00	636,052.02	4,217,359.49	0.00	
OO : Relevant and quality tertiary education ensured to achieve inclusive growth and access of poor but deserving students to quality tertiary education increased	2,870,293.69	21,250,855.93	880,142.69	7,671,163.39	2,707,808.02	5,792,221.34	17,051,335.44	0.00	635,944.07	4,199,520.49	0.00	
HIGHER EDUCATION PROGRAM	2,870,293.69	21,250,855.93	880,142.69	7,671,163.39	2,707,808.02	5,792,221.34	17,051,335.44	0.00	635,944.07	4,199,520.49	0.00	
Provision of Higher Education Services	547,223.34	2,473,465.28	765,505.19	996,444.73	164,292.02	449,423.34	2,375,665.28	0.00	213,334.72	97,800.00	0.00	
MOOE	547,223.34	2,473,465.28	765,505.19	996,444.73	164,292.02	449,423.34	2,375,665.28	0.00	213,334.72	97,800.00	0.00	
Locally-Funded Project(s)	2,323,070.35	18,777,390.65	114,637.50	6,674,718.66	2,543,516.00	5,342,798.00	14,675,670.16	0.00	422,609.35	4,101,720.49	0.00	
Rehabilitation of ICT and Industrial Technology Building, Barotac Nuevo Campus	2,030,500.87	5,517,000.00	41,962.50	514,160.49	0.00	1,884,398.22	2,440,521.21	0.00	0.00	3,076,478.79	0.00	
CO	2,030,500.87	5,517,000.00	41,962.50	514,160.49	0.00	1,884,398.22	2,440,521.21	0.00	0.00	3,076,478.79	0.00	
Rehabilitation of Knowledge Management Hub (Library), Dingle Campus	286,533.32	5,560,684.76	0.00	2,619,563.44	183,500.00	2,280,649.72	5,083,713.16	0.00	315.24	476,971.60	0.00	
CO	286,533.32	5,560,684.76	0.00	2,619,563.44	183,500.00	2,280,649.72	5,083,713.16	0.00	315.24	476,971.60	0.00	
Rehabilitation of Micro Laboratory Building, Main Tiwi Campus	0.00	2,709,944.73	0.00	2,709,944.73	0.00	0.00	2,709,944.73	0.00	1,055.27	0.00	0.00	

Particulars	ations		Current Year Disbursements					Balances			
	4th Quarter Ending December 31	TOTAL	1st Quarter Ending March 31	2nd Quarter Ending June 30	3rd Quarter Ending September 30	4th Quarter Ending December 31	TOTAL	Unreleased Appropriations	Unobligated Allotments	Unpaid Obligations (15-20)=(23+24)	
										Due and Demandable	Not Yet Due and Demandable
1	14	15=(11+12+13+14)	16	17	18	19	20=(16+17+18+19)	21=(5-10)	22=(10-15)	23	24
CO	0.00	2,709,944.73	0.00	2,709,944.73	0.00	0.00	2,709,944.73	0.00	1,055.27	0.00	0.00
Completion of Classroom Agriculture Building, San Enrique Campus	6,036.16	4,989,761.16	72,675.00	831,050.00	2,360,016.00	1,177,750.06	4,441,491.06	0.00	421,238.84	548,270.10	0.00
CO	6,036.16	4,989,761.16	72,675.00	831,050.00	2,360,016.00	1,177,750.06	4,441,491.06	0.00	421,238.84	548,270.10	0.00
OO : Higher education research improved to promote economic productivity and innovation	8,560.00	257,907.05	2,467.00	70,656.00	176,224.05	8,560.00	257,907.05	0.00	92.95	0.00	0.00
RESEARCH PROGRAM	8,560.00	257,907.05	2,467.00	70,656.00	176,224.05	8,560.00	257,907.05	0.00	92.95	0.00	0.00
Conduct of Research Services	8,560.00	257,907.05	2,467.00	70,656.00	176,224.05	8,560.00	257,907.05	0.00	92.95	0.00	0.00
MOOE	8,560.00	257,907.05	2,467.00	70,656.00	176,224.05	8,560.00	257,907.05	0.00	92.95	0.00	0.00
OO : Community engagement increased	21,817.00	236,985.00	0.00	115,114.85	87,553.15	16,478.00	219,146.00	0.00	15.00	17,839.00	0.00
TECHNICAL ADVISORY EXTENSION PROGRAM	21,817.00	236,985.00	0.00	115,114.85	87,553.15	16,478.00	219,146.00	0.00	15.00	17,839.00	0.00
Provision of Extension Services	21,817.00	236,985.00	0.00	115,114.85	87,553.15	16,478.00	219,146.00	0.00	15.00	17,839.00	0.00
MOOE	21,817.00	236,985.00	0.00	115,114.85	87,553.15	16,478.00	219,146.00	0.00	15.00	17,839.00	0.00
Sub-Total, Operations	2,900,670.69	21,745,747.98	882,609.69	7,856,934.24	2,971,585.22	5,817,259.34	17,528,388.49	0.00	636,052.02	4,217,359.49	0.00
PS	0.00	0.00	0.00	0.00	0.00	0.00	0.00	0.00	0.00	0.00	0.00
MOOE	577,600.34	2,968,357.33	767,972.19	1,182,215.58	428,069.22	474,461.34	2,852,718.33	0.00	213,442.67	115,639.00	0.00
FinEx (if Applicable)	0.00	0.00	0.00	0.00	0.00	0.00	0.00	0.00	0.00	0.00	0.00
CO	2,323,070.35	18,777,390.65	114,637.50	6,674,718.66	2,543,516.00	5,342,798.00	14,675,670.16	0.00	422,609.35	4,101,720.49	0.00
GRAND TOTAL	2,999,449.69	21,844,526.98	882,609.69	7,856,934.24	2,971,585.22	5,916,038.34	17,627,167.49	0.00	641,273.02	4,217,359.49	0.00
PS	0.00	0.00	0.00	0.00	0.00	0.00	0.00	0.00	0.00	0.00	0.00
MOOE	676,379.34	3,067,136.33	767,972.19	1,182,215.58	428,069.22	573,240.34	2,951,497.33	0.00	218,663.67	115,639.00	0.00
FinEx (if Applicable)	0.00	0.00	0.00	0.00	0.00	0.00	0.00	0.00	0.00	0.00	0.00
CO	2,323,070.35	18,777,390.65	114,637.50	6,674,718.66	2,543,516.00	5,342,798.00	14,675,670.16	0.00	422,609.35	4,101,720.49	0.00

This report was generated using the Unified


Certified Correct:


MELANIE B. VALENZUELA
 Budget Officer III


Certified Correct:


ATTY. JOE B. MONDERO, CPA
 Accountant III/FMO

Recommending Approval:


JOHNNY B. DOLOR, Ed.D.
 Vice President for Administrative Affairs

Approved by:


NORDY D. SIASON JR., Ed.D., CESO VI
 SUC President